

1

2

3

4

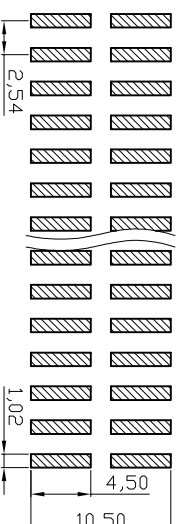
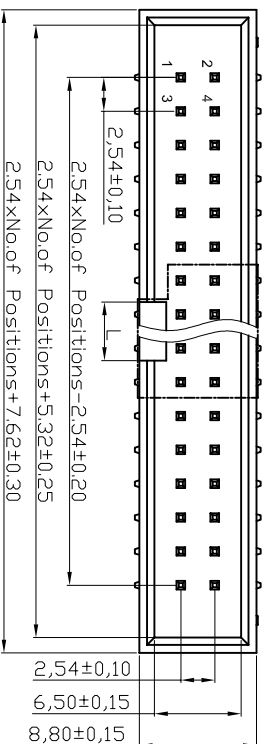
5

6

7

A

Recommended P.C.B Layout (Top Side)
(PCB BOARD TOLERANCE±0,05)



NOTES:

MATERIAL

⑨ 1. Insulator Material: PA9T+30%GF (UL94V-0), Black

2. Contact Material : Brass

3. Contact Plating : Gold flash

ELECTRICAL

1. Current Rating : 3.0AMP

2. Withstand Voltage : 1000V AC/minute

3. Contact Resistance : 20mΩ max

4. Insulation Resistance: 1000MΩ min

ENVIRONMENTAL

1. Operation Temperature: -40°C to +105°C

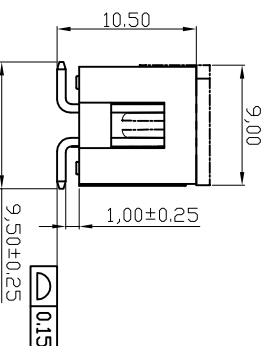
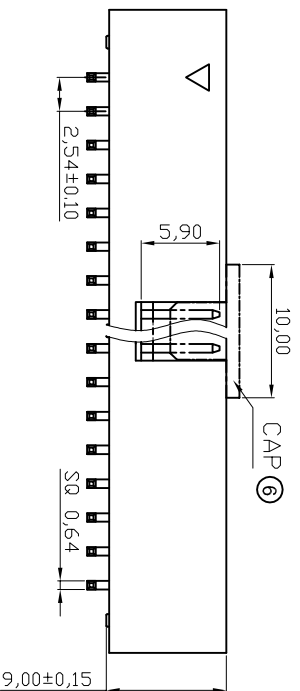
2. Packing: Tube+Cap

⑩ 3. Soldering temperature: +260°C(10s)

Order Information

Contacts xx: 06,08,10,12,14,16,18,20,24

26,30,34,50,60,64



G



File No.: E198287

RoHS compliant

⑦

Scale	Free	⑨	Correct the material to PA9T	22.03.2016	Winnie	Date	Name	Customer-No.
TOLERANCE		⑧	Update the correct part number	11.02.2014	Amy	Drawn	25.01.2006	Alex
X.X	±0,40	⑦	Add UL-File No	12.12.2013	Winnie	Approved	22.03.2016	Winnie
X.XXX	±0,25	⑥	Modification the cap	07.11.2012	Amy			
X.XXX	±0,15	⑤	add soldering temperature	09.12.2011	Lucas			
Angle	±3°	④	Corrected insulator material	29.10.2009	Dean			
		④	Id.					
			Modification					

ASSMANN WSW-No. ⑧ AWHW XXG-SMD

Drawing-No.

ASS 2316 CO rev09

Replace

Sheet

H

1

2

3

4

5

6

7

SV1129