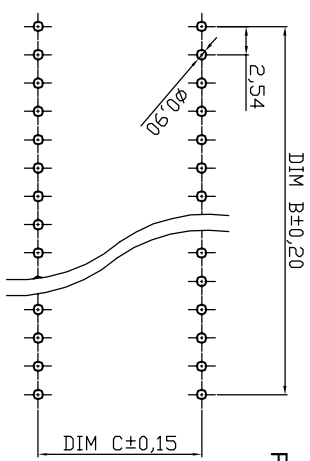
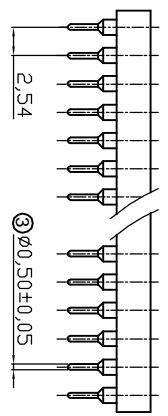
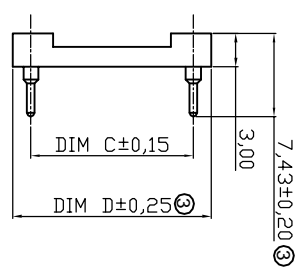
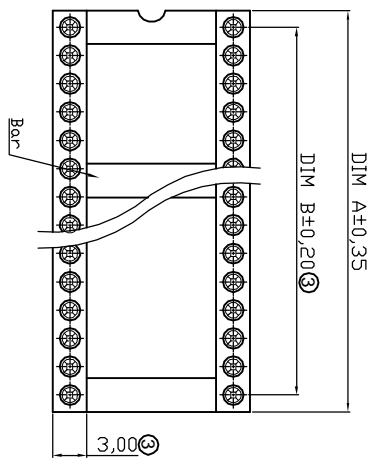


1	2	3	4	5	6	7
---	---	---	---	---	---	---



Contact	Dim A	Dim B	Dim C	Dim D	Note$\textcircled{3}$
06	7.62	5.08	7.62	10.16	
08	10.16	7.62	7.62	10.16	
10	12.70	10.16	7.62	10.16	w/o bar
14	17.78	15.24	7.62	10.16	
16	20.32	17.78	7.62	10.16	
18	22.86	20.32	7.62	10.16	
20	25.40	22.86	7.62	10.16	
22	27.94	25.40	10.16	12.70	
24*	30.48	27.94	7.62	10.16	with bar
24	30.48	27.94	15.24	17.78	
28*	35.56	33.02	7.62	10.16	
28	35.56	33.02	15.24	17.78	
32	40.64	38.10	15.24	17.78	

- NOTES:**
- MATERIAL**
- 1.Pin(outer sleeve): Brass, machined CuZn38Pb2
 - 2.Clip(contact 4 finger): Beryllium copper, heat treated
 - 3.Plating(outer sleeve): HZL: 2um/80u"nickel, 5um/200u"Tin
HGL: 2um/80u"nickel, Gold flash
 - 4.Plating(contact): 2um/80u"nickel, Gold flash or 10u", 30u" Gold
 - 5.Insulator Material: Glass filled PBT, UL94V-0 Black
- ELECTRICAL**
- 1.Current Rating: 3Amps/contact max.
 - 2.Contact Resistance: 4mΩ/contact max.
 - 3.Insulation Resistance: $\geq 100000\text{M}\Omega$ at 500VAC
 - 4.Operating Voltage: 100 VRMS/150VDC
- MECHANICAL**
- 1.Average Insertion force with steel pin of $\phi 0.43\text{mm}/0.017''$: <math>< 250\text{g}</math>
 - 2.Average Withdrawal force with steel pin of $\phi 0.43\text{mm}/0.017''$: >50g min.
 - 3.Mechanical life cycle: 200 min.
 - 4.Operation Temperature: -40°C to +105°C
 - 5.Wave Soldering temperature: +245°C, 5-10s max.

Packing: Tube

Order Code: AR XX- X X

No. of contact
06 - 64

Versions
-TT
-TT
(Dim C: 7.62)

- Standard
- Only for 24+28 poles*

Plating
outer sleeve / contact
HZL - Sleeve tin / clip gold flash
HGL/01 - Sleeve tin / clip 10u" gold
HGL/07 - Sleeve tin / clip 30u" gold
HGL - Sleeve gold flash / clip gold flash

RoHS compliant
Unit:mm

Scale	Free						
TOLERANCE							
X.X	±0.50	④	Update wave solder temp.	16.08.2017	Amy	Drawn	23.07.2012
X.X	±0.30	③	Update to new drawing	28.10.2016	Amy	Approved	16.08.2017
X.XX	±0.20	②	Add "HGL"-Version, corrected P/N code	28.01.2014	A. Plate		
X.XXX	±0.10	①	Add sheet 2	16.08.2012	Lucas		
DIM	TOL	①	Drawn	23.07.2012	Lucas		
Angle	±5°						
Angle	TOL	Id.	Modification	Date	Name		



Customer-No.	Name	Date	
	Lucas	23.07.2012	Drawn
	Amy	16.08.2017	Approved

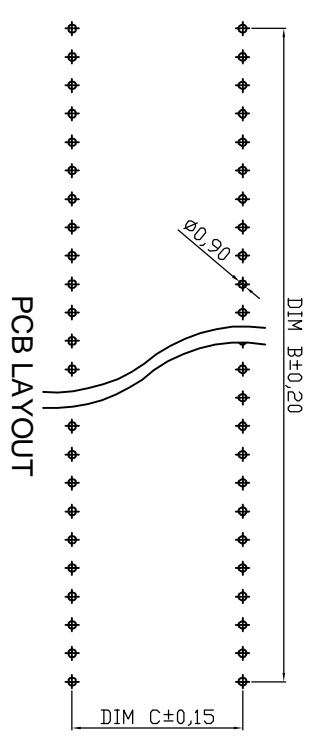
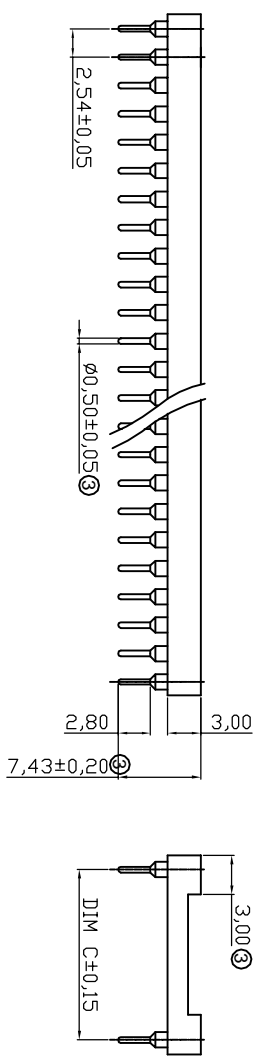
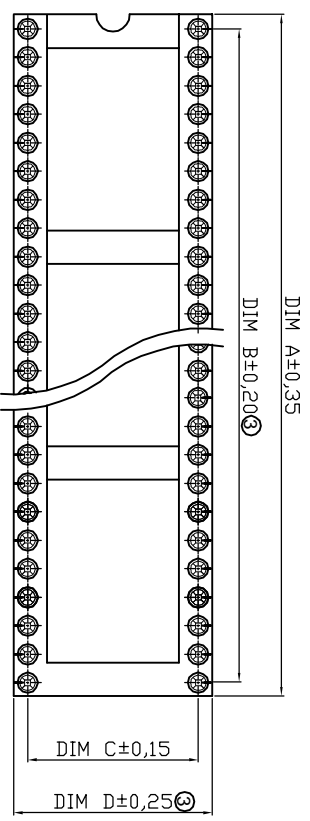
ASSMANN WSW-No. AR XX-X X

Drawing-No. ASS 4852 CO rev04

Replace Sheet 1 / 2

1	2	3	4	5	6	7
---	---	---	---	---	---	---

1	2	3	4	5	6	7
---	---	---	---	---	---	---



Contact	Dim A	Dim B	Dim C	Dim D
36	45.72	43.18	15.24	17.78
40	50.80	48.26	15.24	17.78
42	53.34	50.80	15.24	17.78
48	60.96	58.42	15.24	17.78
50	63.50	60.96	15.24	17.78
52	66.04	63.50	15.24	17.78
50	63.50	60.96	22.86	25.40
52	66.04	63.50	22.86	25.40
64	81.28	78.74	22.86	25.40

- NOTES:**
MATERIAL
 1. Pin(outer sleeve): Brass, machined CuZn38Pb2
 2. Clip(contact 4 finger): Beryllium copper, heat treated
 3. Plating(outer sleeve): HZL: 2um/80u"nickel, 5um/200u"Tin
 HGL: 2um/80u"nickel, Gold flash
 4. Plating(contact): 2um/80u"nickel, Gold flash or 10u", 30u" Gold
 5. Insulator Material: Glass filled PBT, UL94V-0 Black
- ELECTRICAL**
 1. Current Rating: 3Amps/contact max.
 2. Contact Resistance: 4mΩ/contact max.
 3. Insulation Resistance: ≥10000MΩ at 500VAC
 4. Operating Voltage: 100 VRMS/150VDC
- MECHANICAL**
 1. Average Insertion force with steel pin of
 φ0.43mm/0.017": <250g
 2. Average Withdrawal force with steel pin of
 φ0.43mm/0.017": >50g min.
 3. Mechanical life cycle: 200 min.
 4. Operation Temperature: -40°C to +105°C
 ④5. Wave Soldering temperature: +245°C, 5-10s max.
- Packing: Tube

RoHS compliant
 Unit:mm

Scale	Free	Date	Name	Customer-No.
TOLERANCE				
X.X	±0.50	16.08.2017	Amy	ASSMANN WSW-No.
X.X	±0.30	28.10.2016	Amy	AR XX-X X
X.XX	±0.20	28.01.2014	A. Plate	
X.XXX	±0.10	16.08.2012	Lucas	
DIM	TOL			Drawing-No.
Angle	±5°	23.07.2012	Lucas	ASS 4852 CO
Angle	TOL			rev04
				Sheet 2 / 2

1	2	3	4	5	6	7
---	---	---	---	---	---	---

