

200mW, 2% Tolerance SMD Zener Diodes

FEATURES

- Wide zener voltage range selection: 2.4V to 75V
- VZ tolerance selection of $\pm 2\%$
- Surface device type mountin
- Compliant to RoHS directive 2011/65/EU and in accordance to WEEE 2002/96/EC
- Halogen-free according to IEC 61249-2-21

APPLICATIONS

- Low voltage stabilizers or voltage references
- Adapters
- On-board DC/DC converter

MECHANICAL DATA

- Case: SOD-323F
- Molding compound meets UL 94 V-0 flammability rating
- Moisture sensitivity level: level 1, per J-STD-020
- Packing code with suffix "G" means green compound (halogen-free)
- Terminal: Matte tin plated leads, solderable per J-STD-002
- Polarity: Indicated by cathode band
- Weight: $4.02 \pm 0.5\text{mg}$ (approximately)

KEY PARAMETERS		
PARAMETER	VALUE	UNIT
V_Z	2.4-75	V
Test current I_{ZT}	5	mA
P_{tot}	200	mW
V_F at $I_F=10\text{mA}$	1	V
T_J Max.	150	$^{\circ}\text{C}$
Package	SOD-323F	
Configuration	Single dice	



ABSOLUTE MAXIMUM RATINGS ($T_A = 25^{\circ}\text{C}$ unless otherwise noted)			
PARAMETER	SYMBOL	VALUE	UNIT
Forward voltage @ $I_F=10\text{mA}$	V_F	1	V
Total power dissipation	P_{tot}	200	mW
Junction temperature range	T_J	-65 to +150	$^{\circ}\text{C}$
Storage temperature range	T_{STG}	-65 to +150	$^{\circ}\text{C}$

THERMAL PERFORMANCE			
PARAMETER	SYMBOL	LIMIT	UNIT
Junction-to-ambient thermal resistance	$R_{\theta JA}$	625	$^{\circ}\text{C/W}$

ELECTRICAL SPECIFICATIONS (T_A = 25°C unless otherwise noted)

PART NUMBER	MARKING CODE	ZENER VOLTAGE			TEST CURRENT	REGULAR IMPEDANCE		TEST CURRENT	LEAKAGE CURRENT	
		V _Z @ I _{ZT}			I _{ZT}	Z _{ZT} @ I _{ZT}	Z _{ZK} @ I _{ZK}	I _{ZK}	I _R @ V _R	
		V			mA	Ω	Ω	mA	μA	V
		Min.	Nom.	Max.		Max.	Max.		Max.	
BZT52B2V4S	0Z	2.35	2.40	2.45	5	100	564	1	45	1
BZT52B2V7S	1Z	2.65	2.70	2.75	5	100	564	1	18	1
BZT52B3V0S	2Z	2.94	3.00	3.06	5	100	564	1	9	1
BZT52B3V3S	3Z	3.23	3.30	3.37	5	95	564	1	4.5	1
BZT52B3V6S	4Z	3.53	3.60	3.67	5	90	564	1	4.5	1
BZT52B3V9S	5Z	3.82	3.90	3.98	5	90	564	1	2.7	1
BZT52B4V3S	6Z	4.21	4.30	4.39	5	90	564	1	2.7	1
BZT52B4V7S	7Z	4.61	4.70	4.79	5	80	470	1	2.7	2.0
BZT52B5V1S	8Z	5.00	5.10	5.20	5	60	451	1	1.8	2.0
BZT52B5V6S	9Z	5.49	5.60	5.71	5	40	376	1	0.9	2.0
BZT52B6V2S	AZ	6.08	6.20	6.32	5	10	141	1	2.7	4.0
BZT52B6V8S	BZ	6.66	6.80	6.94	5	15	75	1	1.8	4.0
BZT52B7V5S	CZ	7.35	7.50	7.65	5	15	75	1	0.9	5.0
BZT52B8V2S	DZ	8.04	8.20	8.36	5	15	75	1	0.63	5.0
BZT52B9V1S	EZ	8.92	9.10	9.28	5	15	94	1	0.45	6.0
BZT52B10S	FZ	9.80	10.00	10.20	5	20	141	1	0.18	7.0
BZT52B11S	GZ	10.78	11.00	11.22	5	20	141	1	0.09	8.0
BZT52B12S	HZ	11.76	12.00	12.24	5	25	141	1	0.09	8.0
BZT52B13S	JZ	12.74	13.00	13.26	5	30	160	1	0.09	8.0
BZT52B15S	KZ	14.70	15.00	15.30	5	30	188	1	0.045	10.5
BZT52B16S	LZ	15.68	16.00	16.32	5	40	188	1	0.045	11.2
BZT52B18S	MZ	17.64	18.00	18.36	5	45	212	1	0.045	12.6
BZT52B20S	NZ	19.60	20.00	20.40	5	55	212	1	0.045	14.0
BZT52B22S	PZ	21.56	22.00	22.44	5	55	235	1	0.045	15.4
BZT52B24S	RZ	23.52	24.00	24.48	5	70	235	1	0.045	16.8
BZT52B27S	SZ	26.46	27.00	27.54	2	80	282	0.5	0.045	18.9
BZT52B30S	TZ	29.40	30.00	30.60	2	80	282	0.5	0.045	21.0
BZT52B33S	UZ	32.34	33.00	33.66	2	80	306	0.5	0.045	23.0
BZT52B36S	VZ	35.28	36.00	36.72	2	90	329	0.5	0.045	25.2
BZT52B39S	WZ	38.22	39.00	39.78	2	130	329	0.5	0.045	27.3
BZT52B43S	XZ	42.14	43.00	43.86	2	150	353	0.5	0.045	30.1
BZT52B47S	YZ	46.06	47.00	47.94	2	170	353	0.5	0.045	33.0
BZT52B51S	-Z	49.98	51.00	52.02	2	180	376	0.5	0.045	35.7
BZT52B56S	=Z	54.88	56.00	57.12	2	200	400	0.5	0.045	39.2
BZT52B62S	≡Z	60.76	62.00	63.24	2	215	423	0.5	0.045	43.4
BZT52B68S	>Z	66.64	68.00	69.36	2	240	447	0.5	0.045	47.6
BZT52B75S	<Z	73.50	75.00	76.50	2	255	470	0.5	0.045	52.5

Notes:

1. The Zener Voltage (V_Z) is tested under pulse condition of 10ms.
2. The device numbers listed have a standard tolerance on the normal zener voltage of $\pm 2\%$.
3. For detailed information on price, availability and delivery of normal zener voltages between the voltages shown and tighter voltage tolerances, contact your nearest Taiwan Semiconductor representative.
4. The Zener impedance is derived from the 60-cycle ac voltage, which results when an ac current having an RMS value equal to 10% of the dc zener current (I_{ZT} or I_{ZK}) is superimposed to I_{ZT} or I_{ZK} .

ORDERING INFORMATION				
PART NO.	PACKING CODE	PACKING CODE SUFFIX(*)	PACKAGE	PACKING
BZT52BXXS (Note 1)	RR	G	SOD-323F	3K / 7" Reel
	R9			10K / 13" Reel

Notes:

1. "xxx" is device code from "2V4" to "75", detail could follow the previous page
- *: optional available

EXAMPLE				
EXAMPLE P/N	PART NO.	PACKING CODE	PACKING CODE SUFFIX	DESCRIPTION
BZT52B2V4S RRG	BZT52B2V4S	RR	G	Green compound

CHARACTERISTICS CURVES

($T_A = 25^\circ\text{C}$ unless otherwise noted)

Fig.1 Typical Forward Characteristics

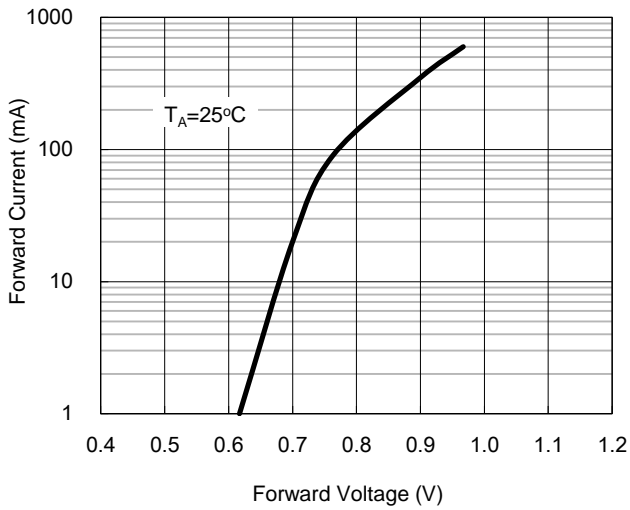


Fig. 2 Zener Breakdown Characteristics

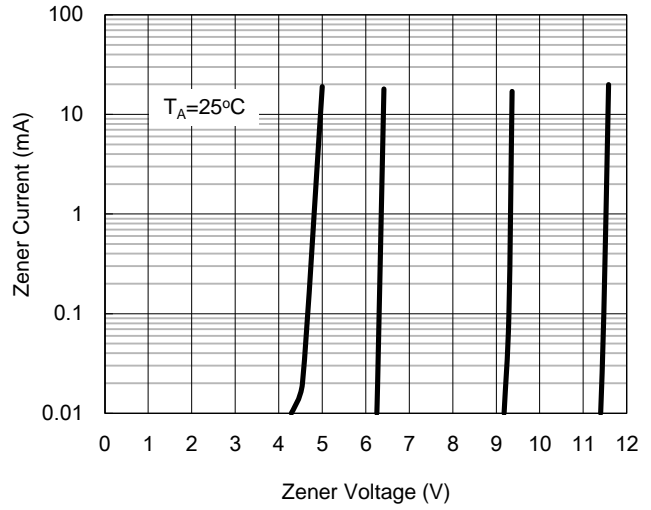


Fig. 3 Zener Breakdown Characteristics

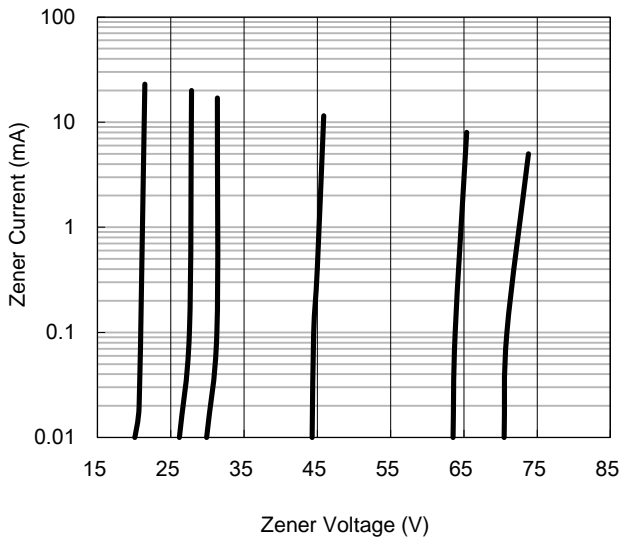
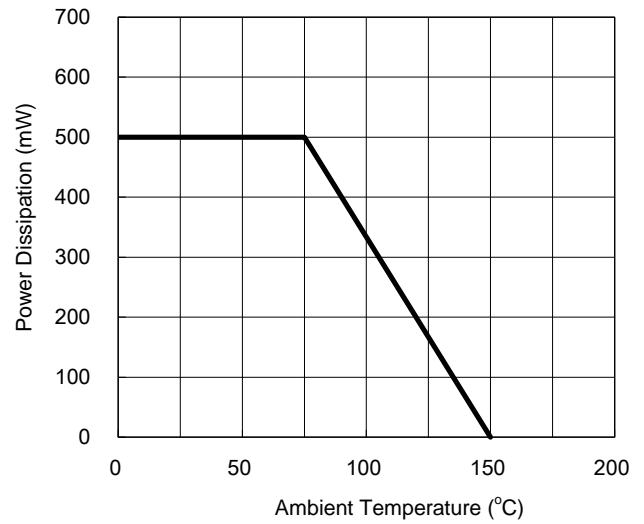


Fig.4 Power Dissipation Curve



CHARACTERISTICS CURVES

($T_A = 25^\circ\text{C}$ unless otherwise noted)

Fig.5 Typical Capacitance

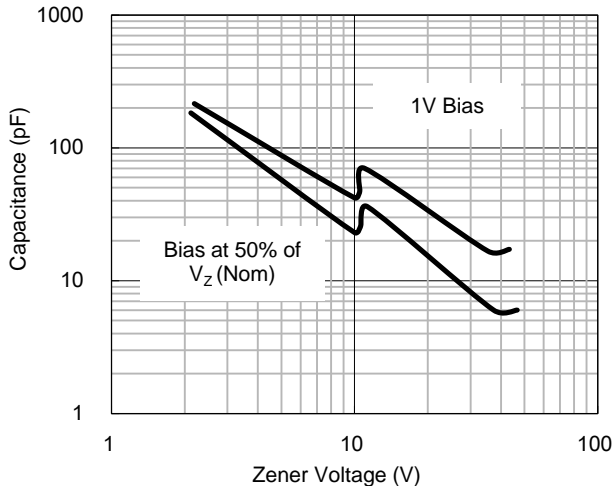
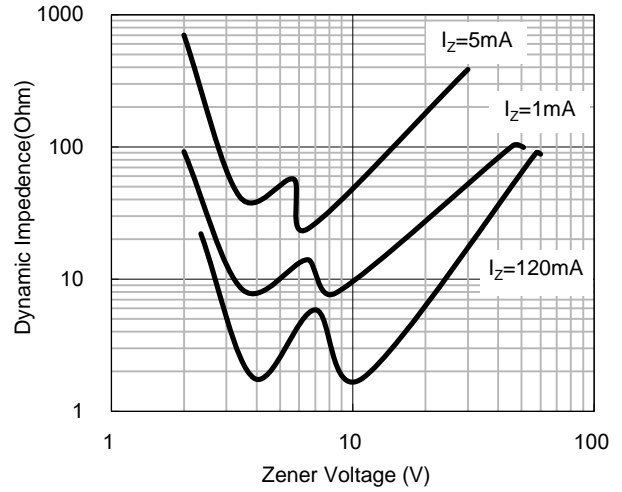
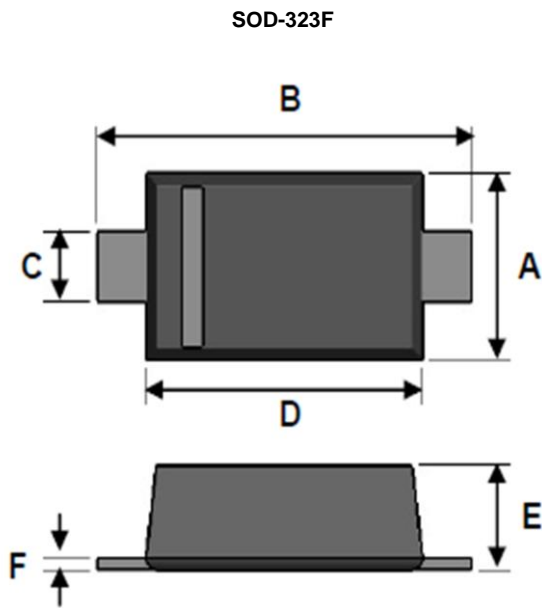


Fig.6 Effect of Zener Voltage on Impedance

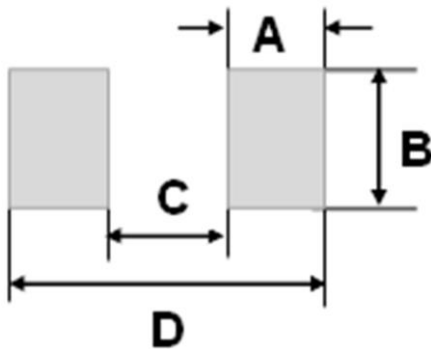


PACKAGE OUTLINE DIMENSION



DIM.	Unit(mm)		Unit(inch)	
	Min	Max	Min	Max
A	1.15	1.35	0.045	0.053
B	2.30	2.80	0.091	0.110
C	0.25	0.40	0.010	0.016
D	1.60	1.80	0.063	0.071
E	0.80	1.10	0.031	0.043
F	0.05	0.25	0.002	0.010

SUGGEST PAD LAYOUT



DIM.	Unit(mm)	Unit(inch)
	Typ.	Typ.
A	0.63	0.025
B	0.83	0.033
C	1.60	0.063
D	2.86	0.113

Notice

Specifications of the products displayed herein are subject to change without notice. TSC or anyone on its behalf, assumes no responsibility or liability for any errors or inaccuracies.

Information contained herein is intended to provide a product description only. No license, express or implied, to any intellectual property rights is granted by this document. Except as provided in TSC's terms and conditions of sale for such products, TSC assumes no liability whatsoever, and disclaims any express or implied warranty, relating to sale and/or use of TSC products including liability or warranties relating to fitness for a particular purpose, merchantability, or infringement of any patent, copyright, or other intellectual property right.

The products shown herein are not designed for use in medical, life-saving, or life-sustaining applications. Customers using or selling these products for use in such applications do so at their own risk and agree to fully indemnify TSC for any damages resulting from such improper use or sale.