



SS1020FL~SS10100FL

SURFACE MOUNT SCHOTTKY BARRIER RECTIFIER

VOLTAGE 20 to 100 Volts **CURRENT** 1.0 Amperes

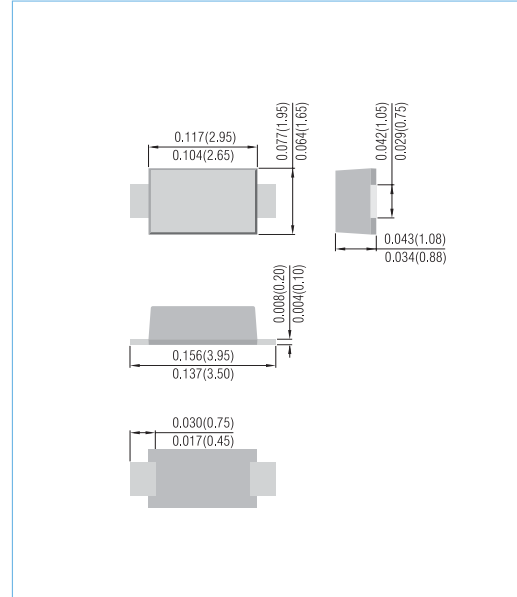
SOD-123FL/DO-219AB Unit: inch (mm)

FEATURES

- Fast switching speed
- Surface mount package ideally suited for automatic insertion
- Low power loss, high efficiency
- Pb free product : 99% Sn above can meet RoHS environment substance directive request

MECHANICAL DATA

- Case: JEDEC DO-219AB, Molded plastic over passivated junction.
- Terminals: Solderable per MIL-STD-750, Method 2026
- Approx. Weight: 0.0168 gram, Standard Packaging : 8mm tape(EIA-481)
- Marking codes : SS1020FL : G2
SS1030FL : G3
SS1040FL : G4
SS1060FL : G6
SS10100FL : G10



ABSOLUTE RATINGS

PARAMETER	SYMBOL	SS1020FL	SS1030FL	SS1040FL	SS1060FL	SS10100FL	UNITS
Reverse Voltage	V_R	20	30	40	60	100	V
Peak Reverse Voltage	V_{RRM}	20	30	40	60	100	V
Average Rectified current at $T_L=75^\circ\text{C}$	$I_{F(AV)}$	1.0					A
Non-repetitive Peak Forward Surge Current at $t=8.3\text{ms}$	I_{FSM}	40					A
Junction Temperature	T_J	125					$^\circ\text{C}$
Storage Temperature	T_{STG}	-50 to +150					$^\circ\text{C}$

ELECTRICAL AND THERMAL CHARACTERISTICS

PARAMETER	Symbol	SS1020FL	SS1030FL	SS1040FL	SS1060FL	SS10100FL	UNITS	
Thermal Resistance, Junction to Ambient	$R_{\theta JA}$	180					$^\circ\text{C/W}$	
Minimum Reverse Breakdown Voltage at $I_R = 500\mu\text{A}$	V_R	20	30	40	60	100	V	
Maximum Forward Voltage	V_F	at $I_F=1.0\text{A}$ at $I_F=3.0\text{A}$	0.45 0.75	0.55 -	0.55 -	0.70 -	0.85 -	V
Reverse Leakage Current at V_{RRM}	I_R	500					μA	
Typical Junction Capacitance Rating	C_J	60	60	60	50	40	pF	

- Note.1 Mounted with minimum recommended pad size, PC Board FR4.
2. $T_J=25^\circ\text{C}$ unless otherwise specified.
3. Measured at 1 MHz and applied reverse voltage of 4.0V D.C.



SS1020FL~SS10100FL

Rating and Characteristic Curves

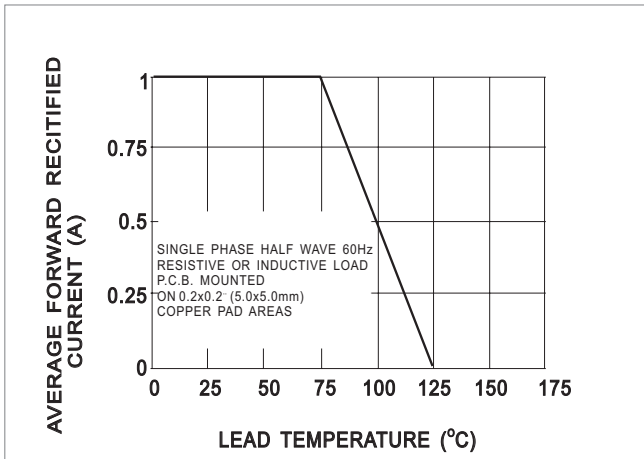


FIG. 1-FORWARD CURRENT DERATING CURVE

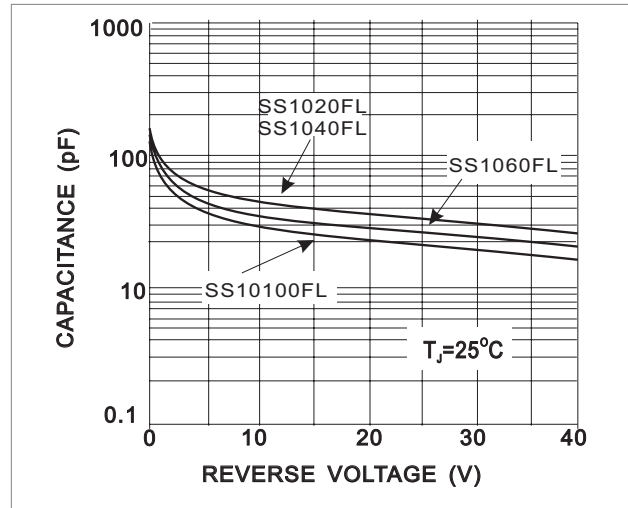


FIG. 2-TYPICAL JUNCTION RATINGS

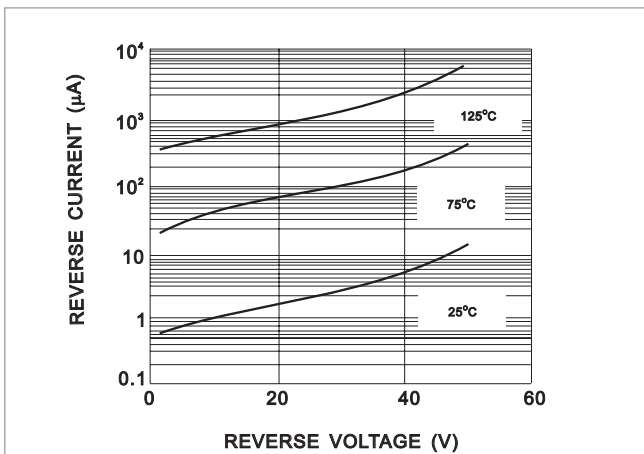


FIG. 3-TYPICAL REVERSE CHARACTERISTIC

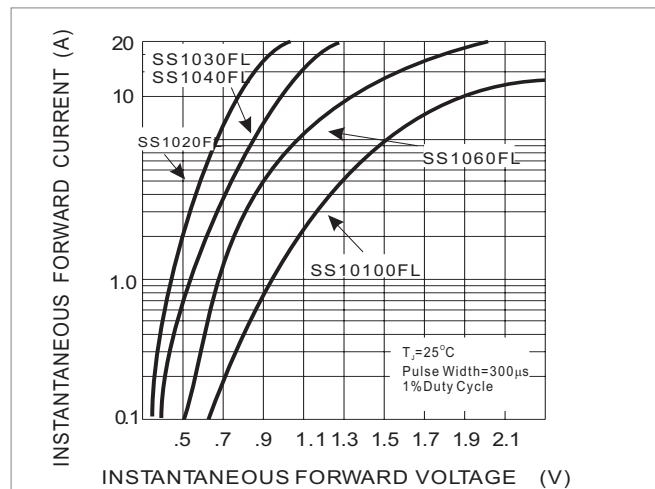
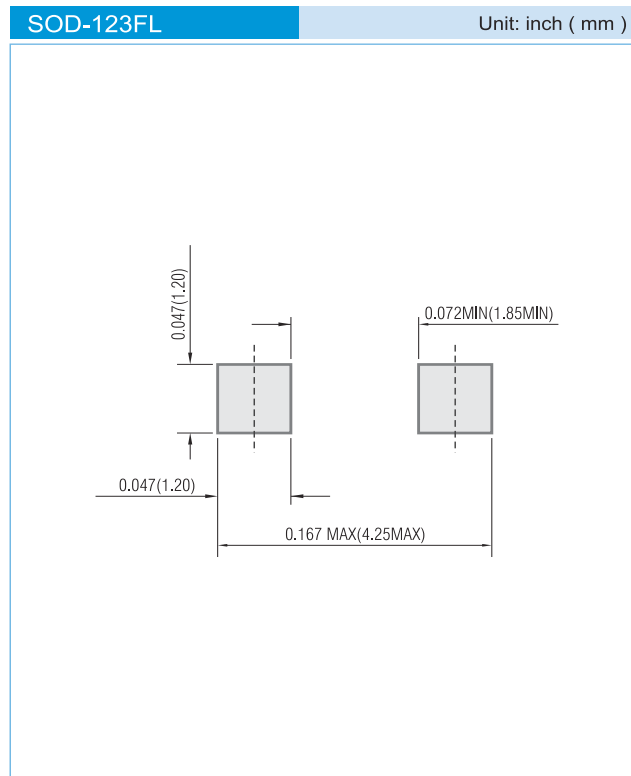


FIG. 4-TYPICAL INSTANTANEOUS FORWARD CHARACTERISTICS



SS1020FL~SS10100FL

MOUNTING PAD LAYOUT



ORDER INFORMATION

- Packing information

T/R - 10K per 13" plastic Reel

T/R - 3K per 7" plastic Reel

LEGAL STATEMENT

Copyright PanJit International, Inc 2005

The information presented in this document is believed to be accurate and reliable. The specifications and information herein are subject to change without notice. Pan Jit makes no warranty, representation or guarantee regarding the suitability of its products for any particular purpose. Pan Jit products are not authorized for use in life support devices or systems. Pan Jit does not convey any license under its patent rights or rights of others.