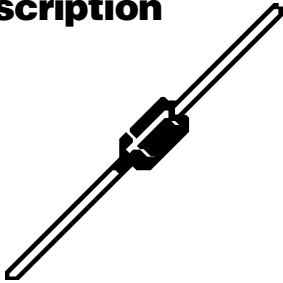
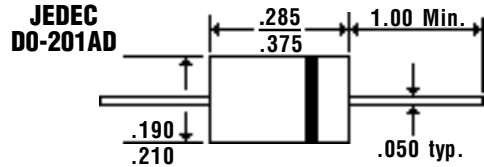


## Description



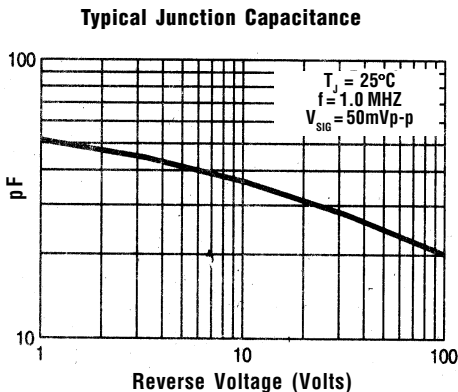
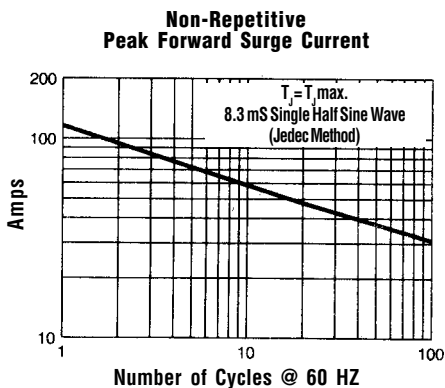
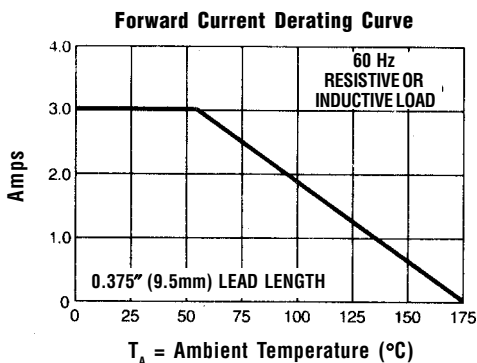
## Mechanical Dimensions



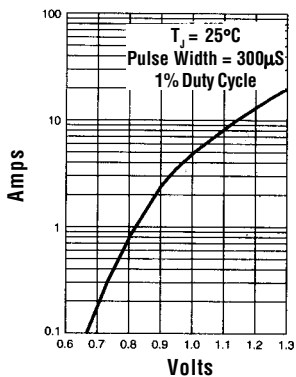
## Features

- HIGH TEMPERATURE METALLURGI-CALLY BONDED CONSTRUCTION
- SINTERED GLASS CAVITY-FREE JUNCTION
- 3.0 AMP OPERATION @  $T_A = 55^\circ\text{C}$ , WITH NO THERMAL RUNAWAY
- TYPICAL  $I_R < 0.1 \mu\text{Amp}$

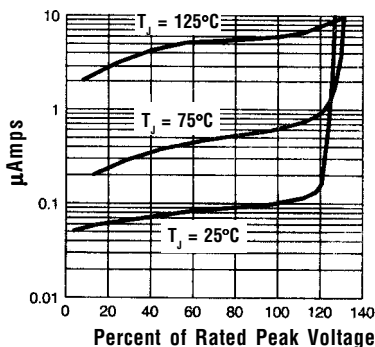
Electrical Characteristics @ 25°C.	GP30A . . . 30M Series								Units
Maximum Ratings	GP30A	GP30B	GP30D	GP30G	GP30J	GP30K	GP30M		
Peak Repetitive Reverse Voltage... $V_{RRM}$	50	100	200	400	600	800	1000		Volts
RMS Reverse Voltage... $V_{R(rms)}$	35	70	140	280	420	560	700		Volts
DC Blocking Voltage... $V_{DC}$	50	100	200	400	600	800	1000		Volts
Average Forward Rectified Current... $I_{F(av)}$ Current 3/8" Lead Length @ $T_A = 55^\circ\text{C}$				3.0					Amps
Non-Repetitive Peak Forward Surge Current... $I_{FSM}$ 8.3ms, 1/2 Sine Wave Superimposed on Rated Load				125					Amps
Forward Voltage @ 3.0A... $V_F$	< 1.2 >				1.1				Volts
Full Load Reverse Current... $I_R(av)$ Full Cycle Average @ $T_A = 55^\circ\text{C}$				100					$\mu\text{Amps}$
DC Reverse Current... $I_R$ @ Rated DC Blocking Voltage					5.0				$\mu\text{Amps}$
					100				
Typical Junction Capacitance... $C_J$ (Note 1)				40					pF
Typical Thermal Resistance... $R_{\theta JA}$ (Note 2)				20					$^\circ\text{C/W}$
Typical Reverse Recovery Time... $t_{RR}$ (Note 3)				3.0					$\mu\text{s}$
Operating & Storage Temperature Range... $T_J, T_{STRG}$				-65 to 175					$^\circ\text{C}$



**Typical Instantaneous Forward Characteristics**



**Typical Reverse Characteristics**



Ratings at 25 Deg. C ambient temperature unless otherwise specified.

Single Phase Half Wave, 60 HZ Resistive or Inductive Load.

For Capacitive Load, Derate Current by 20%.

- NOTES:**
1. Measured @ 1 MHz and applied reverse voltage of 4.0V.
  2. Thermal Resistance from Junction to Ambient at 3/8" Lead Length, P.C. Board Mounted.
  3. Reverse Recovery Condition  $I_F = 0.5\text{A}$ ,  $I_R = 1.0\text{A}$ ,  $I_{RR} = 0.25\text{A}$ .