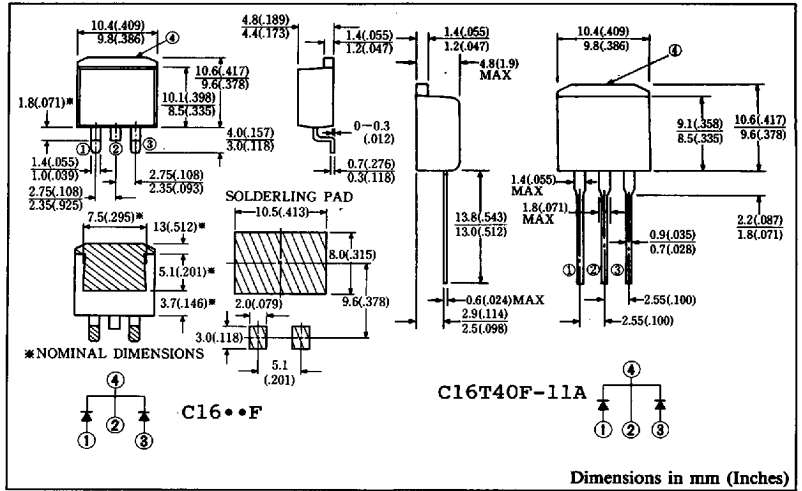


FAST RECOVERY DIODE

17.7A/300~400V/trr: 45nsec

C16T30F C16T40F
C16T40F-11A

- **SQUARE - PAK** TO-263AB (SMD)
Packaged in 24mm Tape and Reel : C16T••F
- Tableless TO-220:C16T40F-11A
- Dual Diodes - Cathode Common
- Ultra - Fast Recovery
- Low Forward Voltage Drop
- High Surge Capability
- 100 Volts thru 600 Volts Types Available



Approx. Net Weight: 1.4 Grams

1.75 Grams

MAXIMUM RATINGS

Voltage Rating	TYPE	♦ C16T30F	C16T40F C16T40F-11A	Unit	
	Symbol				
Repetitive Peak Reverse Voltage	V_{RRM}	300	400	V	
Non-Repetitive Peak Reverse Voltage	V_{RSM}	330	440	V	
Electrical Rating	Symbol	Condition		Rating	Unit
Average Rectified Output Current	I_o	Full rectangular wave conduction $T_c = 101^\circ\text{C}$		17.7	A
		Full sinusoidal wave conduction $T_c = 109^\circ\text{C}$		16	
RMS Forward Current	$I_{F(RMS)}$			18	A
Peak One-cycle Forward Surge Current	I_{FSM}	50Hz full sine wave, non-repetitive		120	A
Operating Junction Temperature Range	T_{jw}			-40 to 150	$^\circ\text{C}$
Storage Temperature Range	T_{stg}			-40 to 150	$^\circ\text{C}$

ELECTRICAL & THERMAL CHARACTERISTICS

Characteristics	Symbol	Test Condition		Max.	Unit
Peak Forward Voltage	V_{FM}	$I_{FM} = 8A$	$T_j = 25^\circ\text{C}$ per diode leg	1.25	V
Peak Reverse Current	I_{RM}	$V_{RM} = V_{RRM}$	$T_j = 25^\circ\text{C}$ per diode leg	30	μA
Reverse Recovery Time	t_{rr}	$I_{FM} = 8A$	$-di/dt = 50A/\mu\text{S}$ $T_j = 25^\circ\text{C}$	45	ns
Thermal Resistance	$R_{th(j-c)}$	Junction to Case		2	$^\circ\text{C/W}$

♦ For spare parts only

6615123 0002241 083

Nihon Inter Electronics Corporation

536

FIG.1-FORWARD VOLTAGE
VS. FORWARD CURRENT

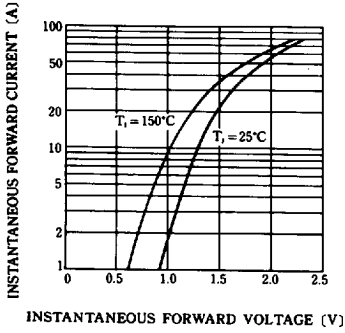


FIG.2-AVERAGE FORWARD
POWER DISSIPATION

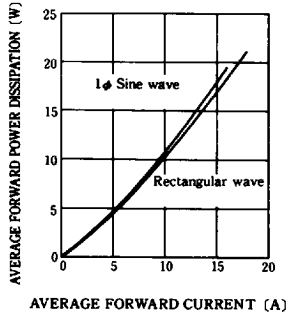


FIG.3-AVERAGE FORWARD CURRENT
VS. CASE TEMPERATURE

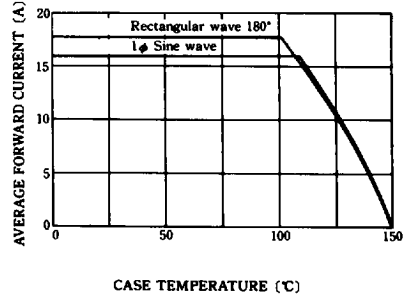
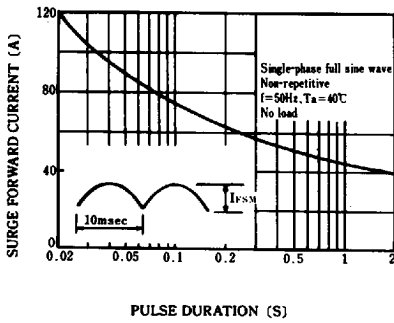


FIG.4-SURGE CURRENT RATINGS



F