


Half-Moon Solder Terminals - AlInGaP/GaAlAs

INDEX

PRODUCT TREE



SPEC! Image next to part no. indicates cad file.











- [Product Table](#)
- [Reflow Profile / Tape Specification](#)
- [Compatible Light Pipes](#)
- [Features/Options](#)
- [Applications/Uses](#)
- [Order Samples](#)
- [Stock/Price Request](#)
- [Sales and Tech Support](#)

1. [Product Gallery](#)
2. [Surface Mount Leds \(Surfee-Leds\)](#)
3. [0603 Package Style](#)
4. [Half-Moon Solder Terminals - AlInGaP/GaAlAs](#)

Lumex drawings are in PDF format. If you don't have Adobe Acrobat, click on this icon to

[download a free copy](#)



Lumex Part Number	LED Die Composition	Emitted Color	Peak Wavelength	Lens Color	Axial Intensity If=20mA	Vf Typ @ If=20mA	Vf Max @ If=20mA	View Angle (Degrees)	Reel Size
SML-LX0603SIW-TR SPEC!	AlInGaP	Sup Intensity Red 	636	Milky 	60	2.0	2.6	140	4000
SML-LX0603SOW-TR SPEC!	AlInGaP	Sup Orange 	610	Milky 	60	2.0	2.6	140	4000
SML-LX0603SRW-TR SPEC!	GaAlAs	Sup Red 	660	Milky 	45	1.8	2.3	140	4000
SML-LX0603SUGW-TR SPEC!	AlInGaP	Sup Ultra Green 	574	Milky 	45	2.2	2.6	140	4000
SML-LX0603SYW-TR SPEC!	AlInGaP	Sup Yellow 	590	Milky 	60	2.0	2.6	140	4000

Reflow Profile / Tape Specification

[\[top of page\]](#)

- All SMTs with a Reflow Profile or Tape Specification can be Found on the WHIP Drawing

Compatible Light Pipes

[\[top of page\]](#)

- [LLP-LXP250321S](#)

Features/Options

[\[top of page\]](#)

- Small 0603 Package
- State-of-the-Art LED Die
- Wide Angle of Emission
- High Volume Capacity Production
- Quick Delivery
- All Color Choices Available

Applications/Uses

[\[top of page\]](#)

- Display or Character Backlighting
- Status Indicators
- Circuit Fault Indicators
- Keyboard Post Lighting
- Medical Diagnostic Circuits

[Home](#) | [What's New](#) | [Product Gallery](#) | [Product Search](#) | [X-Ref Search Engine](#) | [Tech Notes](#) | [Sales and Tech Support](#) | [Corporate Info](#)

290 East Helen Road Palatine, IL 60067 Telephone: (847) 359-2790 Facsimile: (847) 359-8904 E-mail us at sales@lumex.com

© 1997-2001 Lumex, Inc.