

## FEATURES

## BENEFITS

SOLID STATE CIRCUITRY

OPTICALLY COUPLED CIRCUIT

INTERNAL SNUBBER

RED L. E. D. STATUS LAMP

CLEAR PLASTIC COVER

NO MOVING PARTS

ISOLATE INPUT FROM OUTPUT

PROTECTS RELAY FROM TRANSIENTS

VERIFY PRESENCE OF INPUT VOLTAGE

PROTECTION FROM ACCIDENTAL CONTACT



COMPLIES WITH REQUIREMENTS OF



- \* IEC STANDARDS 947-4-1 AND 947-5-1 LOW VOLTAGE DIRECTIVE
- \* IEC = INTERNATIONAL ELECTROTECHNICAL COMMISSION
- \* CE TESTING AND EVALUATION PERFORMED BY THE UNDERWRITERS LABORATORIES AS A THIRD PARTY PARTICIPANT

MANUFACTURED  
UNDER ISO 9002

ALL CURRENT RATINGS ON THE FOLLOWING PAGES  
 ARE BASED ON USE OF A SUITABLE THERMALLY  
 CONDUCTIVE COMPOUND  
 (E.G. SILICONE GREASE BETWEEN THE SSR  
 MOUNTING BASE AND THE MOUNTING SURFACE  
 OF A SUITABLE HEAT SINK).



RED L. E. D.  
STATUS LAMP



SAFETY COVER STANDARD  
ON ALL MODELS EXCEPT  
DUAL OUTPUT

## INPUT & OUTPUT SCREW SIZE

UP TO 40 AMP	
INPUT	OUTPUT
M 3.5	M 4
ABOVE 40 AMP	
M 3.5	M 6

FAMILY	INPUT-CONTROL	OUTPUT-LOAD	CONTROL-METHOD
ASX	AC	AC	SCRs
DSX	DC	AC	SCRs
DTX	DC	AC	TRIAC
DDX	DC	DC	MOSFET

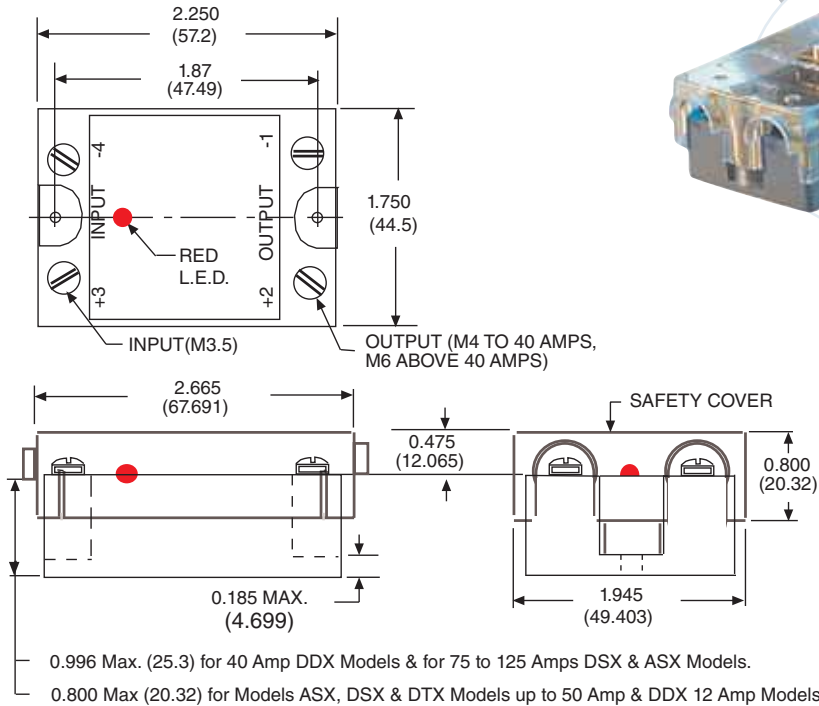


# 6 SERIES SOLID STATE RELAYS

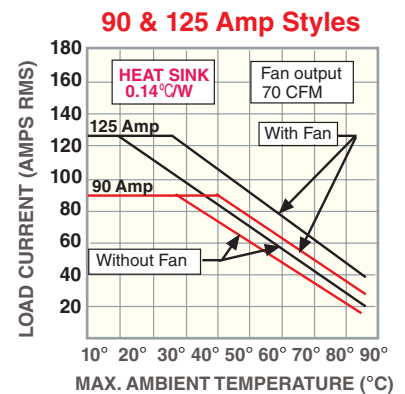
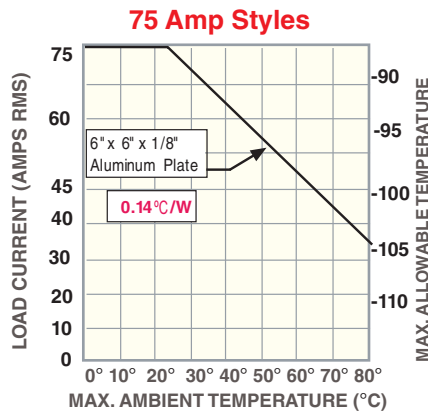
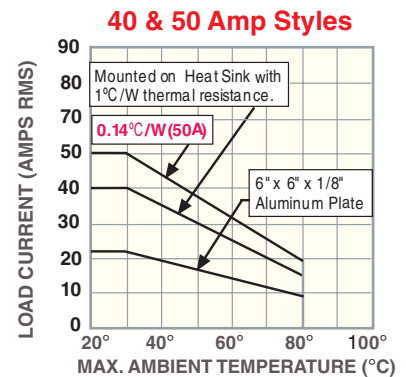
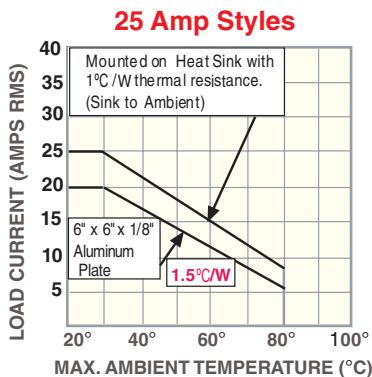
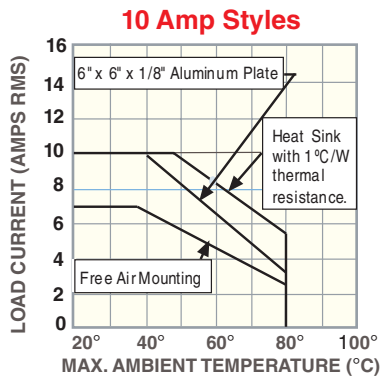


## OUTLINE DIMENSIONS

DIMENSIONS SHOWN IN INCHES & (MILLIMETERS).



## THERMAL DERATING CURVE & LOAD CHARACTERISTICS



# 6 SERIES SOLID STATE RELAYS



**ASX - AC/AC, DSX - DC/AC  
SPST, 10 TO 125 AMPS**

## GENERAL SPECIFICATIONS (@ 25°C)

INPUT CHARACTERISTICS													
Style:	<b>ASX</b>					<b>DSX</b>							
Control Voltage Range:	90 - 280 VAC (50/60 Hz)					3 - 32 VDC							
Typical Input Current:	20 mA @ 240 VAC					16 mA @ 30 VDC							
Must Release Voltage:	10 VAC					1 VDC							
Maximum. Reverse Control Voltage:	N / A					YES							
OUTPUT CHARACTERISTICS													
Style:	<b>W62</b>					<b>W64</b>					<b>W66</b>		
Load Voltage Range (50/60 Hz):	40 - 280 VAC					48 - 480 VAC					48 - 660 VAC		
Rated Load Current:	10 Amp	25 Amp	40 Amp	50 Amp	75 Amp	10 Amp	25 Amp	40 Amp	50 Amp	75 Amp	90 Amp	125 Amp	
Maximum Off-State Voltage dv/dt:	200 uS	500 uS	500 uS	500 uS	500 uS	200 uS	300 uS	500 uS	500 uS	500 uS	1000 uS	1000 uS	
Minimum Load Current:	50 mA	120 mA	250 mA	250 mA	250 mA	50 mA	250 mA	250 mA	250 mA	250 mA	500 mA	500 mA	
Non-Repetitive Surge Current (1 Cycle):	83 A	250 A	625 A	520 A	1150 A	83 A	250 A	625 A	520 A	1150 A	1350 A	1800 A	
Maximum off State Leakage Current (Rms):	10 mA	10 mA	10 mA	10 mA	10 mA	10 mA	10 mA	10 mA	10 mA	10 mA	5 mA	5 mA	
Typical On-State Voltage Drop (Rms):	1.6 VAC	1.6 VAC	1.6 VAC	1.8 VAC	1.8 VAC	1.6 VAC	1.6 VAC	1.6 VAC	1.8VAC	1.8 VAC	1.8 VAC	1.8 VAC	
Maximum I <sup>2</sup> T for Fusing (A <sup>2</sup> Sec):	83	250	625	1250	5000	72	312	1250	1035	2600	3500	5800	
Suggested Heatsink °C/W:	3.2	0.5	0.2	0.014	0.14	3.2	0.5	0.2	0.14	0.14	0.14+fan	0.14+fan	
Maximum Turn - On Time:	8.3 mS												
Maximum Turn - Off Time:	8.3 mS												
MISCELLANEOUS CHARACTERISTICS													
Dielectric Strength (Input/Output/Base):	4000 V rms												
Insulation Resistance:	100 megohms minimum @ 500 VDC												
Operating Temperature Range:	-40 °C to +80 °C												
Storage Temperature Range:	-40 °C to +100 °C												
Weight:	10 amps to 50 amps: 100 grams approx. 75 amps to 125 amps: 250 grams approx.												



### ORDERING CODE

**6** **2** **10** **ASX-** **1**

**CLASS:**

**LOAD VOLTAGE RANGE:**

40 - 280 VAC: CODE 2  
48 - 480 VAC: CODE 4  
48 - 600 VAC: CODE 6

**RATED LOAD CURRENT:**

10 AMPS, 25 AMPS, 40 AMPS, 50 AMPS,  
75 AMPS, 90 AMPS, 125 AMPS

**INPUT/OUTPUT STYLE:**

ASX: AC- INPUT / AC OUTPUT  
DSX: DC- INPUT / AC OUTPUT

**OPTIONS:**

-1 = ZERO CROSS, NORMALLY OPEN  
-2 = RANDOM TURN ON, NORMALLY OPEN  
-4 = RANDOM TURN ON, NORMALLY CLOSED

STANDARD PART NUMBERS		RATED LOAD CURRENT
ASX	DSX	
W6210ASX-1	W6210DSX-1	10 AMPS
W6225ASX-1	W6225DSX-1	25 AMPS
W6240ASX-1	W6240DSX-1	40 AMPS
W6250ASX-1	W6250DSX-1	50 AMPS
W6275ASX-1	W6275DSX-1	75 AMPS
W6410ASX-1	W6410DSX-1	10 AMPS
W6425ASX-1	W6425DSX-1	25 AMPS
W6440ASX-1	W6440DSX-1	40 AMPS
W6450ASX-1	W6450DSX-1	50 AMPS
W6475ASX-1	W6475DSX-1	75 AMPS
W6690ASX-1	W6690DSX-1	90 AMPS
W66125ASX-1	W66125DSX-1	125 AMPS