

FEATURES AND SPECIFICATIONS

Features and Benefits

- Positive housing locks to mate with Mini-Fit, Jr. receptacle
- Fully isolated terminals to protect contacts from damage
- Drain hole option available

Reference Information

Product Specification: PS-5556-0001

Packaging: Tray or bag

UL File No.: E29179

CSA File No.: LR19980

TUV License No.: R75142

Mates With: 5557 dual row receptacle

Designed In: Millimeters

Electrical

Voltage: 600V

Current: (Used with 16 AWG)

Circuits	2-3	4-6	7-10	12-24
Amperes-Jr.	9	8	7	6

Electrical (cont'd)

Contact Resistance: 10mΩ max.

Dielectric Withstanding Voltage: 1500V AC

Insulation Resistance: 1000 MΩ min.

Mechanical

Contact Insertion Force: 1.5kg max.

Contact Retention to Housing: 3.0kg min.

Wire Pull-Out Force: 9.0kg min.

Insertion Force to PCB: 5.0kg max.

Mating Force: 0.7kg (1.54 lb) max.

Unmating Force: 0.35kg (0.7 lb) min.

Normal Force: 200g min.

Durability: 30 cycles

Physical

Housing: 6/6 nylon, UL 94V-2 or 94V-0

Contact: Brass or Phosphor Bronze

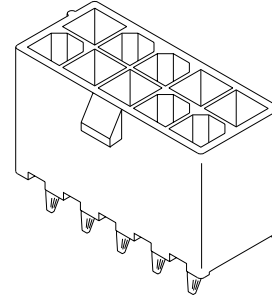
Plating: Tin, select Gold or overall Gold

Operating Temperature: -40 to +105°C

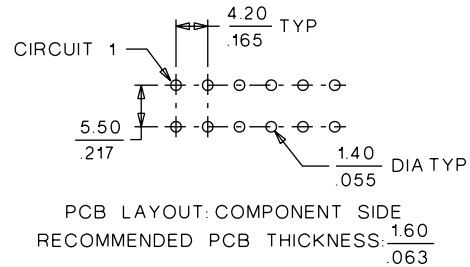
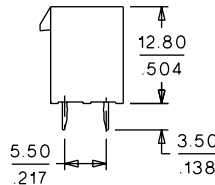
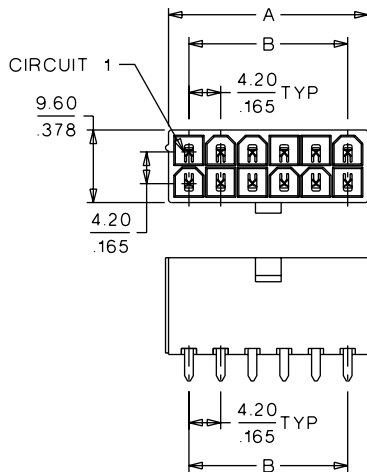
molex® 4.20mm (.165") Pitch Mini-Fit, Jr.™ Header

5566

Vertical, Dual Row Without Pegs



CATALOG DRAWING (FOR REFERENCE ONLY)



ORDERING INFORMATION AND DIMENSIONS

Circuits	With Drain Holes				Dimension	
	Order No.				A	B
	Tin Plated		Gold Plated (30μ")			
2	94V-2	94V-0	94V-2	94V-0	5.40 (.210)	
4	94V-2	94V-0	94V-2	94V-0	9.60 (.380)	4.20 (.170)
6	94V-2	94V-0	94V-2	94V-0	13.80 (.540)	8.40 (.330)
8	94V-2	94V-0	94V-2	94V-0	18.00 (.710)	12.60 (.500)
10	94V-2	94V-0	94V-2	94V-0	22.20 (.870)	16.80 (.660)
12	94V-2	94V-0	94V-2	94V-0	26.40 (1.040)	21.00 (.830)
14	94V-2	94V-0	94V-2	94V-0	30.60 (1.200)	25.20 (.990)
16	94V-2	94V-0	94V-2	94V-0	34.80 (1.370)	29.40 (1.160)
20	94V-2	94V-0	94V-2	94V-0	43.20 (1.700)	37.80 (1.490)
22	94V-2	94V-0	94V-2	94V-0	47.40 (1.870)	42.00 (1.650)

• US Standard Product, available through Molex franchised distributors

Circuits	Without Drain Holes				Dimension	
	Order No.				A	B
	Tin Plated		Gold Plated (30μ")			
2	94V-2	94V-0	94V-2	94V-0	5.40 (.210)	
4	94V-2	94V-0	94V-2	94V-0	9.60 (.380)	4.20 (.170)
6	94V-2	94V-0	94V-2	94V-0	13.80 (.540)	8.40 (.330)
8	94V-2	94V-0	94V-2	94V-0	18.00 (.710)	12.60 (.500)
10	94V-2	94V-0	94V-2	94V-0	22.20 (.870)	16.80 (.660)
12	94V-2	94V-0	94V-2	94V-0	26.40 (1.040)	21.00 (.830)
14	94V-2	94V-0	94V-2	94V-0	30.60 (1.200)	25.20 (.990)
16	94V-2	94V-0	94V-2	94V-0	34.80 (1.370)	29.40 (1.160)
18	94V-2	94V-0	94V-2	94V-0	39.00 (1.540)	33.60 (1.320)
20	94V-2	94V-0	94V-2	94V-0	43.20 (1.700)	37.80 (1.490)
22	94V-2	94V-0	94V-2	94V-0	47.40 (1.870)	42.00 (1.650)
24	94V-2	94V-0	94V-2	94V-0	51.60 (2.030)	46.20 (1.820)