


Plug-In

Bandpass Filter

PBP-70+
PBP-70



CASE STYLE: A01
PRICE: \$21.20 ea. QTY: 1-9

+ RoHS compliant in accordance with EU Directive (2002/95/EC)

The +Suffix identifies RoHS Compliance. See our web site for RoHS Compliance methodologies and qualifications.

50Ω Elliptic Response 63 to 77 MHz

Maximum Ratings

Operating Temperature	-55°C to 100°C
Storage Temperature	-55°C to 100°C
RF Power Input	0.5W max.

Pin Connections

INPUT	1
OUTPUT	8
GROUND	2,3,4,5,6,7
CASE GROUND	2,3,4,5,6,7

Features

- low insertion loss, 1.5 dB max.
- good selectivity, 1.76 typ. 20 dB/3 dB BW ratio
- rugged shielded case, hermetically sealed

Applications

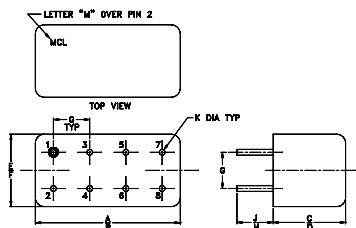
- military hi-rel systems
- high rejection applications
- image rejection
- IF signal processing

Bandpass Filter Electrical Specifications

MODEL NO.	CENTER FREQ. (MHz)	PASSBAND (MHz) I.L. 1.5 dB Max.	3dB BANDWIDTH (MHz) Typ.	STOPBANDS		VSWR (:1)	
				(I. loss > 20 dB) at MHz	(I. loss > 35 dB) at MHz	Passband Max.	Stopband Typ.
PBP-70(+)	70	63-77	58-82	51 & 94	6.0 & 193-1000	1.7	16

Demo Board MCL P/N: TB-305

Outline Drawing

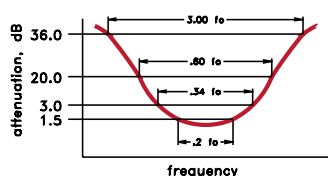


NOTE: BLUE BEAD INDICATES PIN 1. PIN NUMBERS DO NOT APPEAR ON UNIT, FOR REFERENCE ONLY.

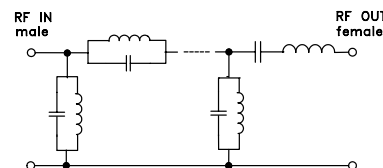
Outline Dimensions (inch/mm)

A	B	C	D	E	F
.770	.800	.385	.400	.370	.400
19.56	20.32	9.78	10.16	9.40	10.16
G	H	J	K	wt	
.200	.20	.14	.031	grams	
5.08	5.08	3.56	0.79	5.2	

typical frequency response

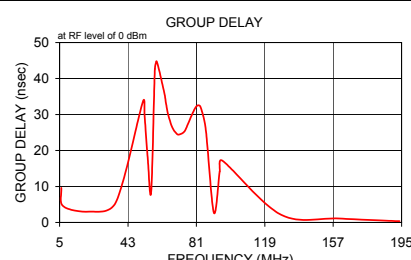
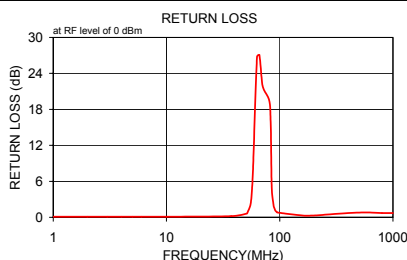


electrical schematic



Typical Performance Data

Frequency (MHz)	Insertion Loss (dB)		Return Loss (dB)	Frequency (MHz)	Group Delay (nsec)
	\bar{x}	σ			
1.0	74.05	9.9	0.1	6.0	9.637
2.0	72.12	9.9	0.1	7.0	4.541
3.0	70.17	9.9	0.1	21.6	3.025
4.0	65.27	9.9	0.1	36.3	5.629
5.0	62.16	9.9	0.1	51.3	33.642
6.0	58.09	9.9	0.1	52.2	29.619
10.0	49.84	8.7	0.1	54.0	17.384
37.3	26.90	2.5	0.2	55.9	8.664
51.0	31.67	1.6	0.6	57.9	42.682
52.0	31.71	6.1	0.8	58.9	44.815
55.3	10.89	2.4	2.2	63.1	36.286
57.0	5.56	1.5	4.8	64.2	32.857
58.0	3.59	1.0	7.7	65.3	30.036
63.0	1.24	0.1	26.8	67.6	26.418
66.2	1.10	0.1	27.1	70.0	24.706
70.0	1.11	0.1	22.3	71.2	24.425
72.7	1.18	0.1	21.2	73.7	24.966
82.0	2.13	0.6	18.8	75.0	25.878
85.0	6.18	2.4	5.1	77.6	28.843
88.0	12.70	3.1	2.1	80.4	31.882
91.0	22.06	4.0	1.2	81.8	32.569
94.0	32.17	1.3	0.9	83.2	32.242
95.0	33.31	2.7	0.8	86.1	26.228
160.3	35.43	0.7	0.3	90.7	2.764
193.0	41.33	1.0	0.3	93.9	14.126
200.0	42.38	1.0	0.3	95.5	17.176
400.0	60.24	9.9	0.7	128.1	2.113
600.0	53.81	8.2	0.8	160.3	1.095
800.0	46.59	4.3	0.7	190.5	0.413
1000.0	42.50	2.9	0.7	193.9	0.375



INTERNET <http://www.minicircuits.com>

P.O. Box 350166, Brooklyn, New York 11235-0003 (718) 934-4500 Fax (718) 332-4661

Distribution Centers NORTH AMERICA 800-654-7949 • 417-335-5935 • Fax 417-335-5945 • EUROPE 44-1252-832600 • Fax 44-1252-837010

Mini-Circuits ISO 9001 & ISO 14001 Certified

REV. A
M98898
PBP-70
060710