

Surface Mount RF Transformer

TCM4-1W+ TCM4-1W

50Ω

3 to 800 MHz



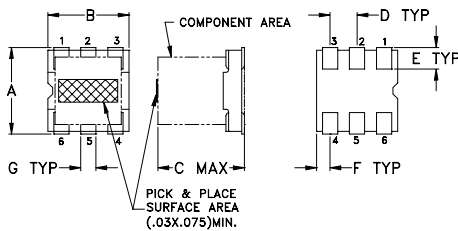
Maximum Ratings

Operating Temperature	-20°C to 85°C
Storage Temperature	-55°C to 100°C
RF Power	0.25mW
DC Current	30mA

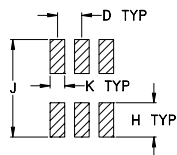
Pin Connections

PRIMARY DOT	6
PRIMARY	4
SECONDARY DOT	1
SECONDARY	3
SECONDARY CT	2
NOT USED	5

Outline Drawing



PCB Land Pattern

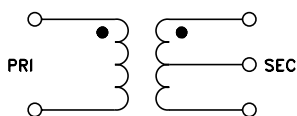


Suggested Layout,
Tolerance to be within ±.002

Outline Dimensions (inch/mm)

A	B	C	D	E	F
.160	.150	.160	.050	.040	.025
4.06	3.81	4.06	1.27	1.02	0.64
G	H	J	K		wt
.028	.065	.190	.030		grams
0.71	1.65	4.83	0.76		0.15

Config. A



Features

- wide bandwidth. 3 to 800 MHz
- good return loss
- plastic base with solder plated leads
- aqueous washable

Applications

- CATV
- VHF/UHF
- balanced amplifier
- impedance matching

CASE STYLE: DB714
PRICE: \$.99 ea. QTY (100)

+ RoHS compliant in accordance
with EU Directive (2002/95/EC)

The +Suffix identifies RoHS Compliance. See our web site for RoHS Compliance methodologies and qualifications.

Transformer Electrical Specifications

Ω RATIO	FREQUENCY (MHz)	INSERTION LOSS*		
		3 dB MHz	2 dB MHz	1 dB MHz
4	3-800	3-800	5-400	10-100

* Insertion Loss is referenced to mid-band loss, 0.8 dB typ.

Typical Performance Data

FREQUENCY (MHz)	INSERTION LOSS (dB)	INPUT R. LOSS (dB)
3.00	1.16	16.43
5.00	1.02	18.47
7.00	0.95	19.69
10.00	0.93	20.74
46.00	0.94	22.08
100.00	1.01	21.46
220.00	1.12	19.83
400.00	1.28	16.64
640.00	1.70	11.87
800.00	2.29	9.01

