

GBPC15005 GBPC1510
RATINGS AND CHARACTERISTIC CURVES (GBPC25005 THRU GBPC2510)
GBPC35005 GBPC3510

FIG.1- MAXIMUM FORWARD CURRENT DERATING CURVE

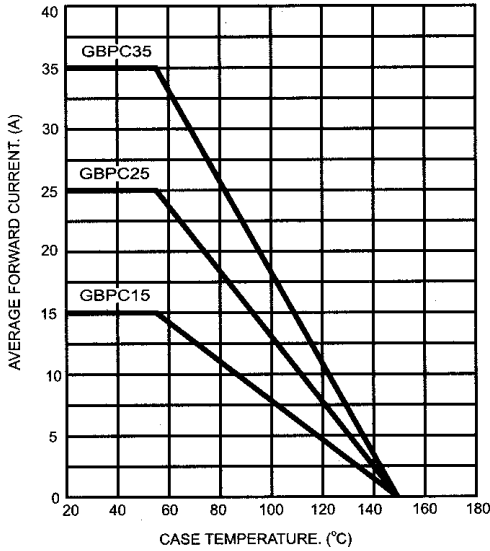


FIG.2- MAXIMUM NON-REPETITIVE FORWARD SURGE CURRENT PER BRIDGE ELEMENT

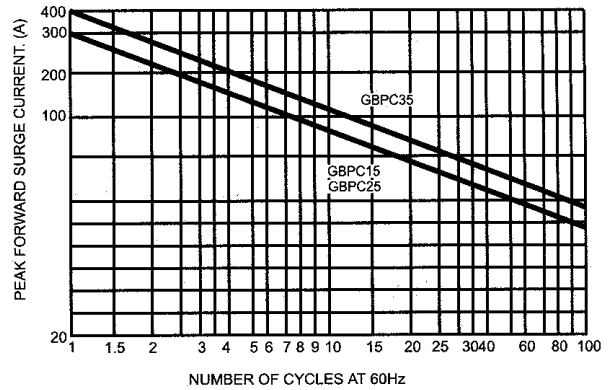


FIG.3- TYPICAL REVERSE CHARACTERISTICS PER BRIDGE ELEMENT

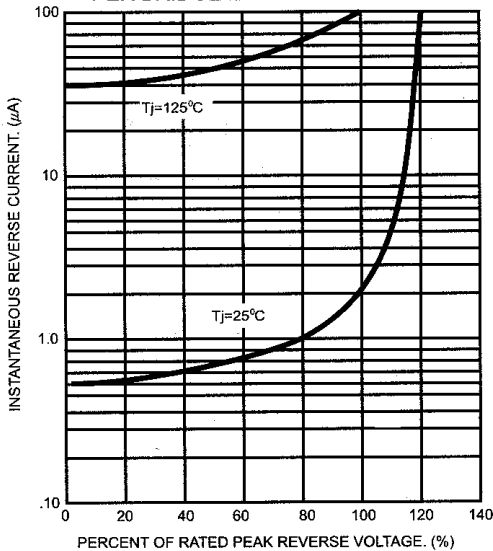


FIG.4- TYPICAL FORWARD CHARACTERISTICS PER BRIDGE ELEMENT

