

TOSHIBA ZENER DIODE SILICON EPITAXIAL TYPE

CRY75~CRZ47

USE IN COMMUNICATION, AUTOMATION AND MEASUREMENT EQUIPMENT

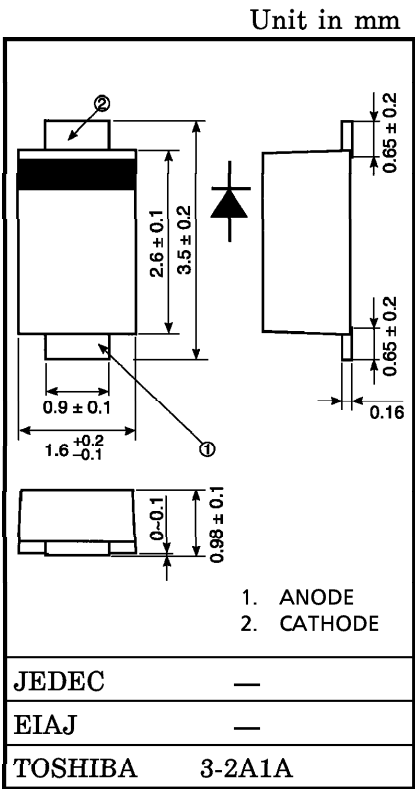
CONSTANT VOLTAGE REGULATION

TRANSIENT SUPPRESSORS

- Average Power Dissipation : $P = 0.7\text{ W}$
- Zener Voltage : $V_Z = 7.5\sim 47\text{ V}$
- Suitable for Compact Assembly Because of Small Surface Mount Package
“S-FLAT™” (Toshiba package name)

MAXIMUM RATINGS (Ta = 25°C)

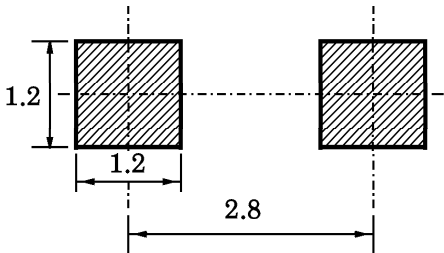
CHARACTERISTIC	SYMBOL	RATING	UNIT
Power Dissipation	P	700	mW
Junction Temperature	Tj	−40~150	°C
Storage Temperature Range	Tstg	−40~150	°C



Weight : 0.013 g

STANDARD SOLDERING PAD

Unit : mm

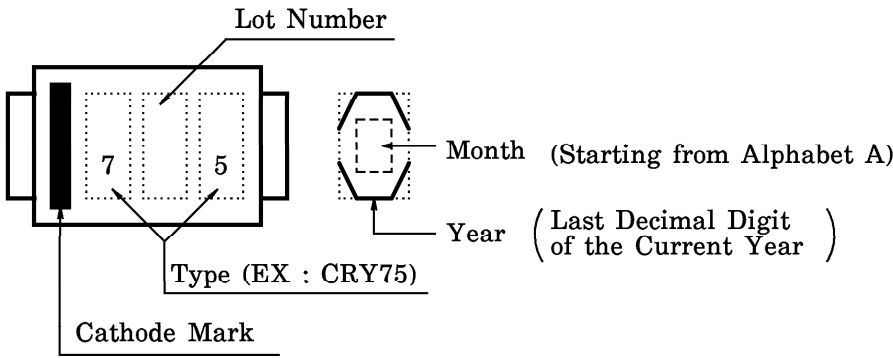


000707EAA1

- TOSHIBA is continually working to improve the quality and reliability of its products. Nevertheless, semiconductor devices in general can malfunction or fail due to their inherent electrical sensitivity and vulnerability to physical stress. It is the responsibility of the buyer, when utilizing TOSHIBA products, to comply with the standards of safety in making a safe design for the entire system, and to avoid situations in which a malfunction or failure of such TOSHIBA products could cause loss of human life, bodily injury or damage to property. In developing your designs, please ensure that TOSHIBA products are used within specified operating ranges as set forth in the most recent TOSHIBA products specifications. Also, please keep in mind the precautions and conditions set forth in the “Handling Guide for Semiconductor Devices,” or “TOSHIBA Semiconductor Reliability Handbook” etc..
- The TOSHIBA products listed in this document are intended for usage in general electronics applications (computer, personal equipment, office equipment, measuring equipment, industrial robotics, domestic appliances, etc.). These TOSHIBA products are neither intended nor warranted for usage in equipment that requires extraordinarily high quality and/or reliability or a malfunction or failure of which may cause loss of human life or bodily injury (“Unintended Usage”). Unintended Usage include atomic energy control instruments, airplane or spaceship instruments, transportation instruments, traffic signal instruments, combustion control instruments, medical instruments, all types of safety devices, etc.. Unintended Usage of TOSHIBA products listed in this document shall be made at the customer's own risk.
- The information contained herein is presented only as a guide for the applications of our products. No responsibility is assumed by TOSHIBA CORPORATION for any infringements of intellectual property or other rights of the third parties which may result from its use. No license is granted by implication or otherwise under any intellectual property or other rights of TOSHIBA CORPORATION or others.
- The information contained herein is subject to change without notice.

MARKING

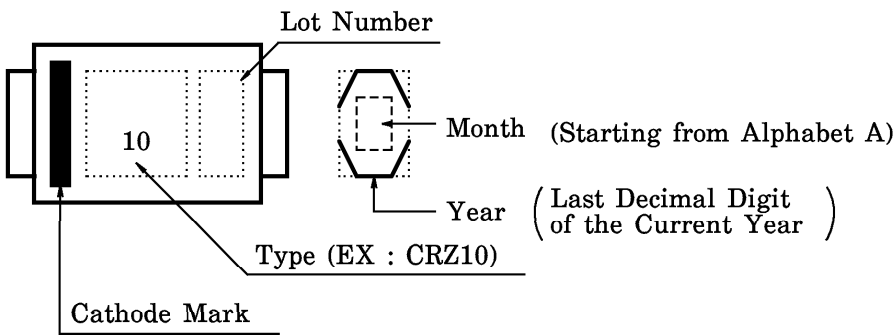
① CRY75~CRY91



FOLLOWING INDICATES
THE DATE OF MANUFACTURE

0	1	2	3	4
5	6	7	8	9

② CRZ10~CRZ47



0	1	2	3	4
5	6	7	8	9

ELECTRICAL CHARACTERISTICS (Ta = 25°C)

TYPE	ZENER VOLTAGE				ZENER IMPEDANCE		TEMPERATURE COEFFICIENT OF ZENER VOLTAGE α_T (mV/°C)		FORWARD VOLTAGE		REVERSE CURRENT	
	V _Z (V)			MEASURE- MENT CURRENT I _Z (mA)	r _d (Ω)	MEASURE- MENT CURRENT I _Z (mA)		V _F (V)	MEASURE- MENT CURRENT I _F (A)	I _R (μA)	MEASURE- MENT VOLTAGE V _R (V)	
	MIN.	TYP.	MAX.									MAX.
CRY75	6.8	7.5	8.3	10	30	10	4	5	1.0	0.2	10	4.5
CRY82	7.4	8.2	9.0	10	30	10	4	6	1.0	0.2	10	4.9
CRY91	8.2	9.1	10.0	10	30	10	5	8	1.0	0.2	10	5.5
CRZ10	9.0	10.0	11.0	10	30	10	6	9	1.0	0.2	10	6.0
CRZ11	9.9	11.0	12.1	10	30	10	7	11	1.0	0.2	10	7.0
CRZ12	10.8	12.0	13.2	10	30	10	8	13	1.0	0.2	10	8.0
CRZ13	11.7	13.0	14.3	10	30	10	9	14	1.0	0.2	10	9.0
CRZ15	13.5	15.0	16.5	10	30	10	11	17	1.0	0.2	10	10.0
CRZ16	14.4	16.0	17.6	10	30	10	12	19	1.0	0.2	10	11.0
CRZ18	16.2	18.0	19.8	10	30	10	14	23	1.0	0.2	10	13.0
CRZ20	18.0	20.0	22.0	10	30	10	16	26	1.0	0.2	10	14.0
CRZ22	19.8	22.0	24.2	10	30	10	18	28	1.0	0.2	10	16.0
CRZ24	21.6	24.0	26.4	10	30	10	20	32	1.0	0.2	10	17.0
CRZ27	24.3	27.0	29.7	10	30	10	23	36	1.0	0.2	10	19.0
CRZ30	27.0	30.0	33.0	10	30	10	25	40	1.0	0.2	10	21.0
CRZ33	29.7	33.0	36.3	10	30	10	26	41	1.0	0.2	10	26.4
CRZ36	32.4	36.0	39.6	9	30	9	28	45	1.0	0.2	10	28.8
CRZ39	35.1	39.0	42.9	8	35	8	30	48	1.0	0.2	10	31.2
CRZ43	38.7	43.0	47.3	7	40	7	33	53	1.0	0.2	10	34.4
CRZ47	42.3	47.0	51.7	6	65	6	38	60	1.0	0.2	10	37.6

