

Features

- LOW POWER CONSUMPTION.
- RELIABLE AND RUGGED.
- SUITABLE FOR DIRECTION INDICATOR.
- I.C. COMPATIBLE.

L323HD BRIGHT RED

L323GD GREEN

L323ID HIGH EFFICIENCY RED

L323YD YELLOW

L323ED ORANGE

Description

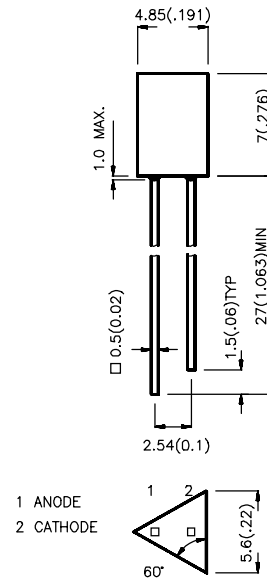
The Bright Red source color devices are made with Gallium Phosphide Red Light Emitting Diode.

The High Efficiency Red and Orange source color devices are made with Gallium Arsenide Phosphide on Gallium Phosphide Orange Light Emitting Diode.

The Green source color devices are made with Gallium Phosphide Green Light Emitting Diode.

The Yellow source color devices are made with Gallium Arsenide Phosphide on Gallium Phosphide Yellow Light Emitting Diode.

Package Dimensions



Notes:

1. All dimensions are in millimeters (inches).
2. Tolerance is $\pm 0.25(0.01)$ unless otherwise noted.
3. Lead spacing is measured where the lead emerge package.
4. Specifications are subjected to change without notice.

Selection Guide

Part No.	Dice	Lens Type	Iv (mcd) @ 10 mA		Viewing Angle
			Min.	Typ.	2 θ 1/2
L323HD	BRIGHT RED (GaP)	RED DIFFUSED	0.5	1	100°
L323ID	HIGH EFFICIENCY RED (GaAsP/GaP)	RED DIFFUSED	5	8	100°
L323ED	ORANGE (GaAsP/GaP)	ORANGE DIFFUSED	5	8	100°
L323GD	GREEN (GaP)	GREEN DIFFUSED	2	4	100°
L323YD	YELLOW (GaAsP/GaP)	YELLOW DIFFUSED	2	4	100°

Note:

1. θ 1/2 is the angle from optical centerline where the luminous intensity is 1/2 the optical centerline value.

Electrical / Optical Characteristics at T_A=25°C

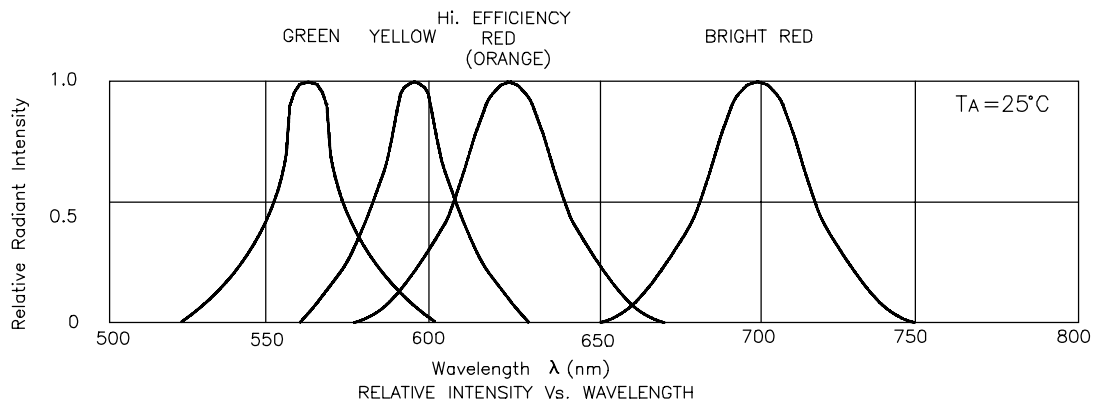
Symbol	Parameter	Device	Typ.	Max.	Units	Test Conditions
λ_{peak}	Peak Wavelength	Bright Red High Efficiency Red Orange Green Yellow	700 625 625 565 590		nm	IF=20mA
$\Delta\lambda_{1/2}$	Spectral Line Halfwidth	Bright Red High Efficiency Red Orange Green Yellow	45 45 45 30 35		nm	IF=20mA
C	Capacitance	Bright Red High Efficiency Red Orange Green Yellow	40 12 12 45 10		pF	VF=0V;F=1MHz
V _F	Forward Voltage	Bright Red High Efficiency Red Orange Green Yellow	2.0 2.0 2.0 2.2 2.1	2.5 2.5 2.5 2.5 2.5	V	IF=20mA
I _R	Reverse Current	All		10	uA	VR=5V

Absolute Maximum Ratings at T_A=25°C

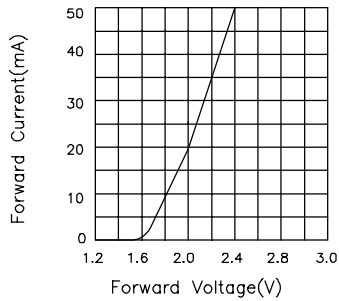
Parameter	Bright Red	High Efficiency Red	Orange	Green	Yellow	Units
Power dissipation	120	105	105	105	105	mW
DC Forward Current	25	30	30	25	30	mA
Peak Forward Current [1]	150	150	150	150	150	mA
Reverse Voltage	5	5	5	5	5	V
Operation/Storage Temperature	-40°C To +85°C					
Lead Solder Temperature [2]	260°C For 5 Seconds					

Notes:

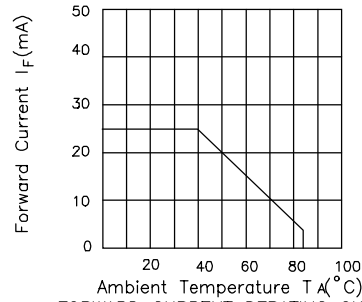
- 1/10 Duty Cycle, 0.1ms Pulse Width.
- 4mm below package base.



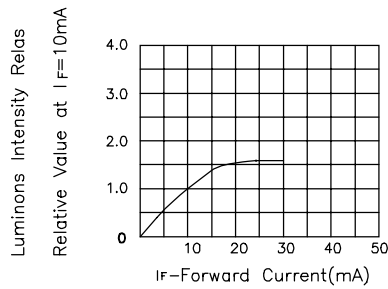
Bright Red L323HD



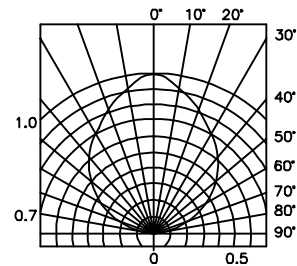
FORWARD CURRENT Vs. FORWARD VOLTAGE



FORWARD CURRENT DERATING CURVE

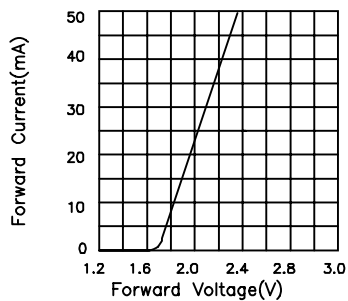


LUMINOUS INTENSITY Vs. FORWARD CURRENT

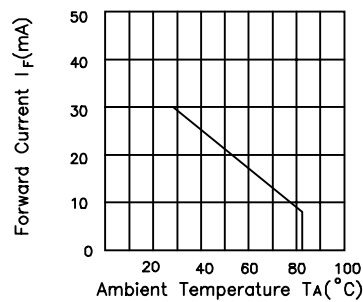


SPATIAL DISTRIBUTION

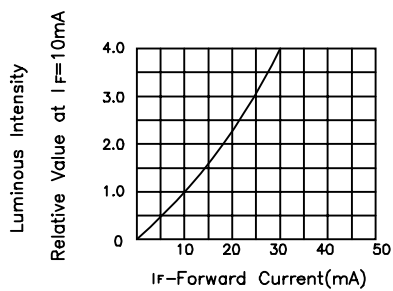
High Efficiency Red L323ID Orange L323ED



FORWARD CURRENT Vs. FORWARD VOLTAGE

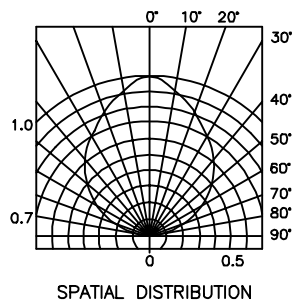
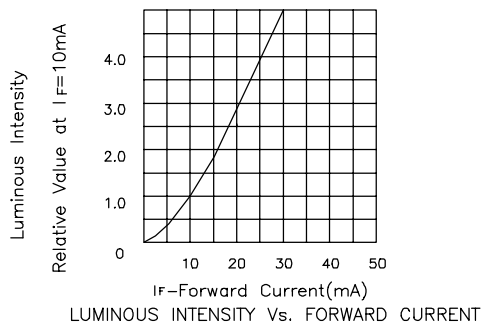
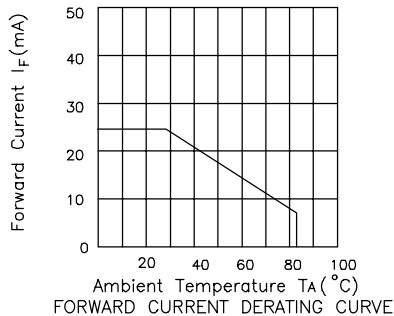
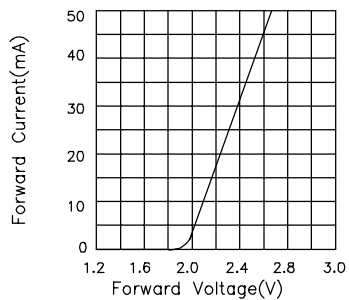


FORWARD CURRENT DERATING CURVE



SPATIAL DISTRIBUTION

Green L323GD



Yellow L323YD

