


NEW!

xDSL Filter Modules

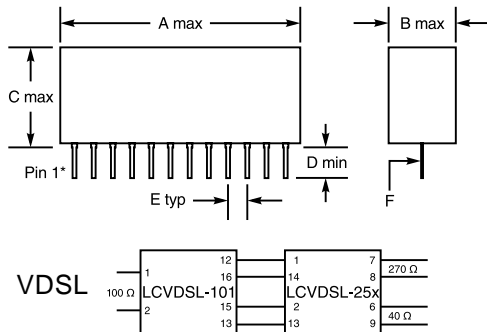


By using Coilcraft's tight-tolerance chip inductors mounted on a SIP package, these filter modules offer superior performance while occupying a fraction of the space of conventional designs. They offer significant cost savings as well.

The 250 and 251 modules combine three functions on a single space-saving unit: hybrid transformer, receive filter and transmit filter for VDSL. The other modules are high performance low pass and band pass filters for various xDSL implementations.

Coilcraft can provide application-specific designs and also makes available a library of reference designs for those who wish to integrate filtering into their own board.

For free evaluation samples or more information, please contact Coilcraft or visit www.coilcraft.com/xdsl.



Part number	Application	IDC (mA)	Impedance (Ohms)
LCADSL-150	Low pass ISDN/ADSL	100	150
LCADSL-151	Band pass ADSL	100	100
LCVDSL-100	Low pass ISDN/VDSL	100	150
LCVDSL-101	Band pass VDSL	100	100
LCVDSL-250	Receive high pass (CO) Transmit low pass (CO)	100	270 40
LCVDSL-251	Receive low pass (CPE) Transmit high pass (CPE)	100	270 40

Dimensions

	A	B	C	D	E	F
LCADSL-150	.960 24,38	.320 8,13	.500 12,70	.200 5,08	.100 2,54	.01 x .02 0,25 x 0,51
LCADSL-151	1.26 32,00	.320 8,13	.500 12,70	.200 5,08	.100 2,54	.01 x .02 0,25 x 0,51
LCVDSL-100	.610 15,49	.320 8,13	.350 8,89	.200 5,08	.100 2,54	.01 x .02 0,25 x 0,51
LCVDSL-101	1.66 42,16	.350 8,89	.500 12,70	.200 5,08	.100 2,54	.01 x .02 0,25 x 0,51
LCVDSL-250	1.46 37,08	.320 8,13	.500 12,70	.200 5,08	.100 2,54	.01 x .02 0,25 x 0,51
LCVDSL-251	1.46 37,08	.320 8,13	.500 12,70	.200 5,08	.100 2,54	.01 x .02 0,25 x 0,51

Pinouts*

Pins	Line 1			Line 2		
	Input	Output	Ground	Input	Output	Ground
9	1	9	3,4,6,7	2	8	3,4,6,7
12	1	2	3,4,5	12	11	8,9,10
6	1	6	3,4	2	5	3,4
16	1	12 15 RX TX	3-11,14	2	16 13 RX TX	3-11,14
14	1 2 RX TX	7 6 RX TX	3,4,5, 10,11,12	14 13 RX TX	8 9 RX TX	3,4,5, 10,11,12
14	1 2 RX TX	7 6 RX TX	3,4,5, 10,11,12	14 13 RX TX	8 9 RX TX	3,4,5, 10,11,12

* Pinouts are symmetrical. Except for LCVDSL-101, parts can be inserted in either direction.

Coilcraft

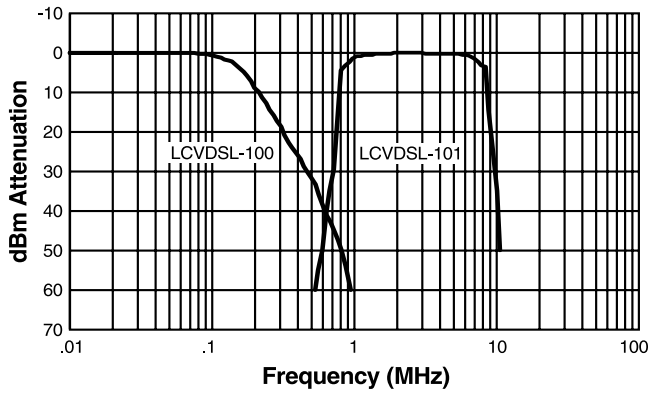
Specifications subject to change without notice. Document 226-1 Revised 7/3/01

1102 Silver Lake Road Cary, Illinois 60013 Phone 847/639-6400 Fax 847/639-1469
E-mail info@coilcraft.com Web <http://www.coilcraft.com>

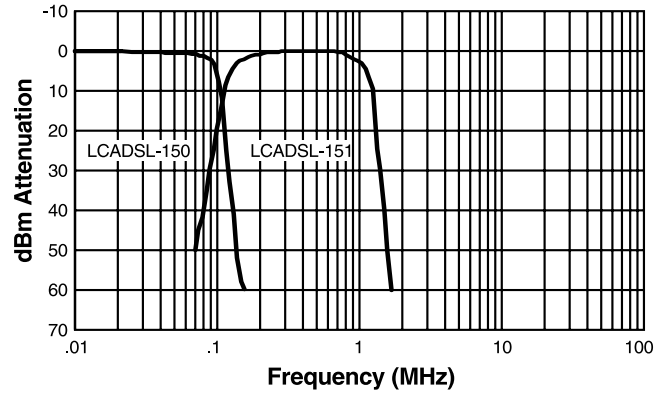
NEW!

xDSL Filter Modules

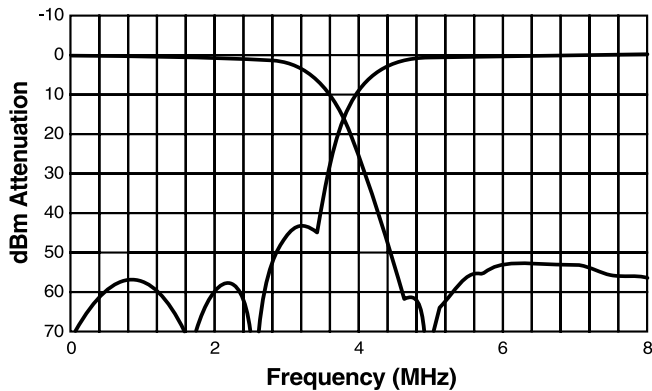
VDSL Low Pass and Band Pass Filters



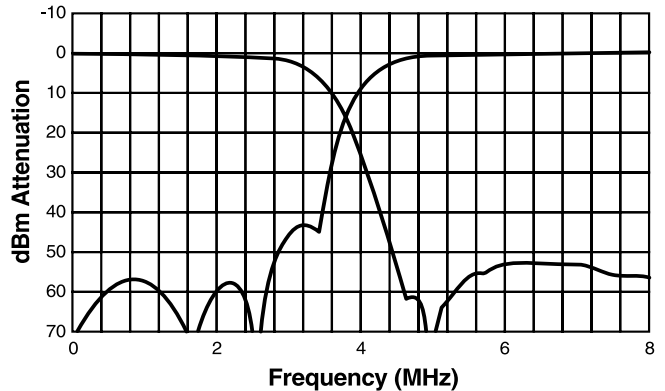
ADSL Low Pass and Band Pass Filters



LCVDSL250 Transmit and Receive Filters (CO)



LCVDSL251 Transmit and Receive Filters (CPE)



Coilcraft

Specifications subject to change without notice. Document 226-2 Revised 4/30/01

1102 Silver Lake Road Cary, Illinois 60013 Phone 847/639-6400 Fax 847/639-1469
 E-mail info@coilcraft.com Web http://www.coilcraft.com