

Preliminary Data Sheet

Microwave Ceramics

2-Pole Filter for ISM Applications

915 MHz



B69812-N9156-A726

Index

- Page 2
 - Application
 - Features
 - Component drawing
 - Recommended footprint
- Page 3
 - Characteristics
 - Maximum ratings
 - Typical passband characteristic
- Page 4
 - Processing information
 - Soldering requirements
 - Delivery mode

Revision History

Issue	Detail of change	Date	Name
P2			Stadler

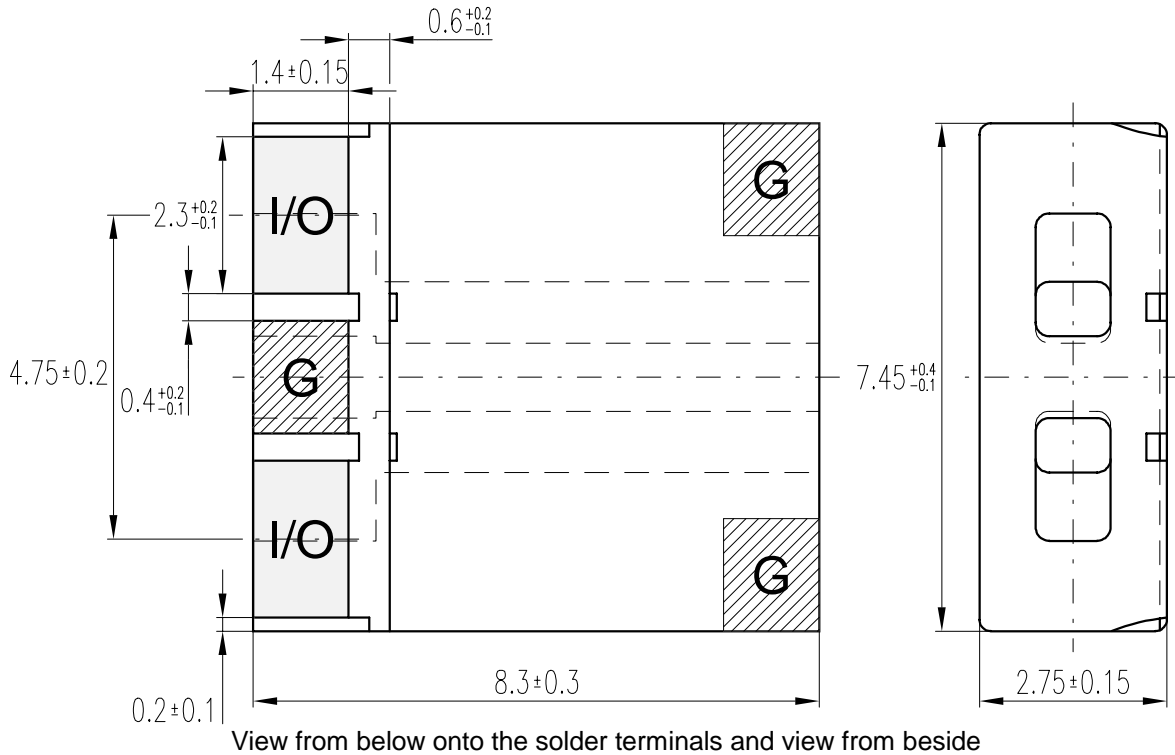
Application

- RF filter for ISM (Industrial, Scientific, Medical)

Features

- SMD filter consisting of coupled resonators with stepped impedances
- (NdBa)TiO₃ ($\epsilon_r = 88$ / $TC_f = 0 \pm 10$ ppm/K) with a coating of copper (10 μ m) and tin (>5 μ m)
- Excellent reflow solderability, no migration effect due to copper/tin metallization

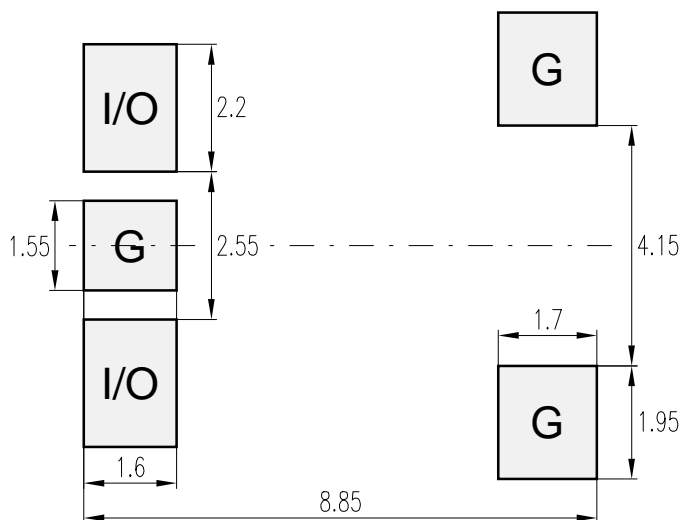
Component drawing



View from below onto the solder terminals and view from beside

S2G311.DOC

Recommended footprint



FPS2G311.DOC

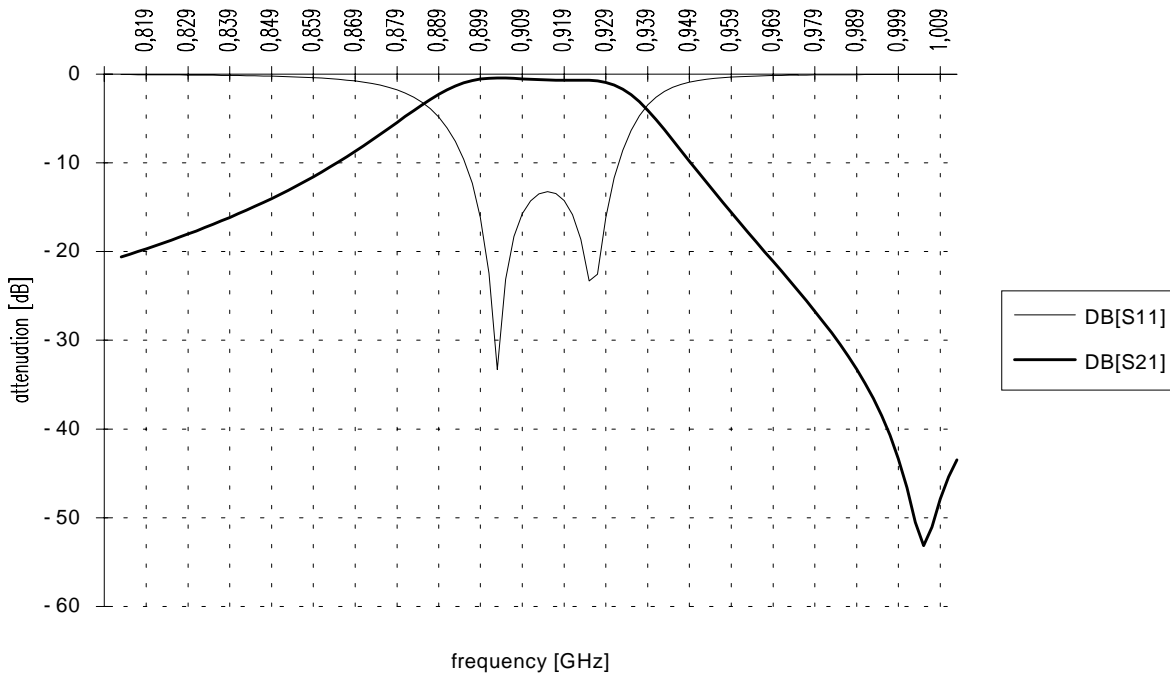
Characteristics

		min.	typ.	max.	
Center frequency	f_c	-	915	-	MHz
Insertion loss	α_{IL}		1.3	2.0	dB
Passband	B	26			MHz
Amplitude ripple (peak - peak)	$\Delta\alpha$		0.5	1.0	dB
Standing wave ratio	SWR		1.5	2.0	
Impedance	Z		50		Ω
Attenuation	α	at 825 MHz	16		dB
		at 1026 MHz	35	40	dB

Maximum ratings

IEC climatic category (IEC 68-1)		- 40/+ 90/56	
Operating temperature	T_{op}	- 20 / + 85	°C

Typical passband characteristic



SC2915.DOC

Processing information

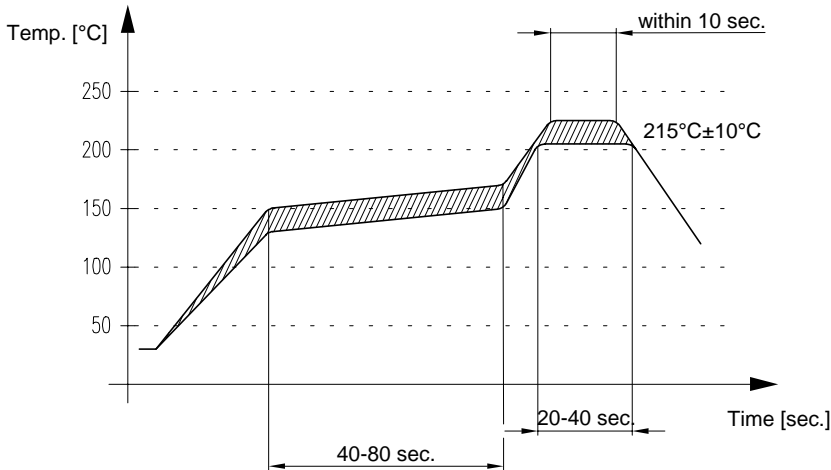
ZNr.: 131 (FILT95_2)

- Wettability to IEC 68-2-58: $\geq 75\%$ (after aging)

Soldering requirements

Soldering type	reflow	
Maximum soldering temperature (measuring point on top surface of the component)	235 (max. 2 sec.) 225 (max. 10 sec.)	°C °C

Recommended soldering conditions (infrared):



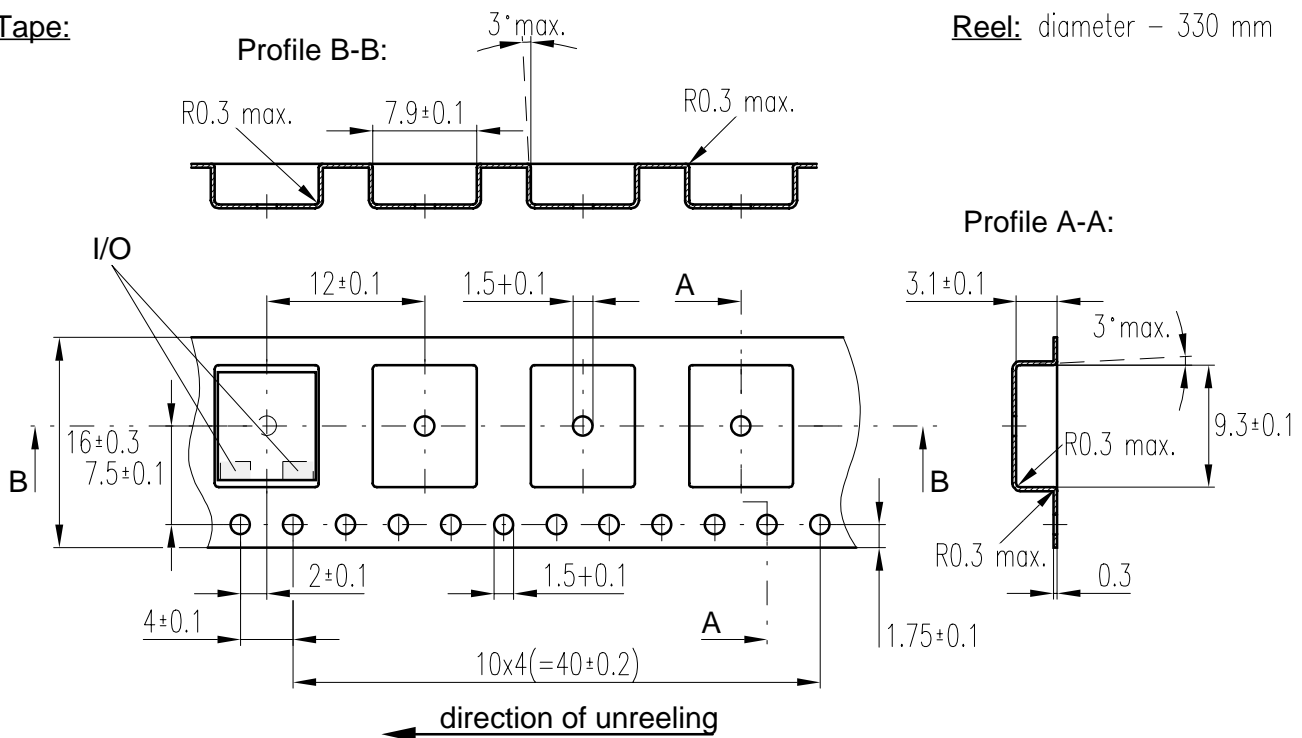
LOETPROF.DOC

Delivery mode

- Blister tape to IEC 286-3, polyester, grey
- Pieces/tape: 1500

Tape:

Reel: diameter – 330 mm



TAPSCGSM.DOC