

## 3-Pin Reset Monitors for 5V Systems

### Features

- Precision  $V_{CC}$  Monitor for 5.0V System Supplies
- 250msec Minimum RESET Output Duration
- Output Valid to  $V_{CC} = 1.2V$
- $V_{CC}$  Transient Immunity
- Small 3-Pin SOT-23B Package
- No External Components

### Applications

- Computers
- Embedded Systems
- Battery Powered Equipment
- Critical  $\mu P$  Power Supply Monitoring

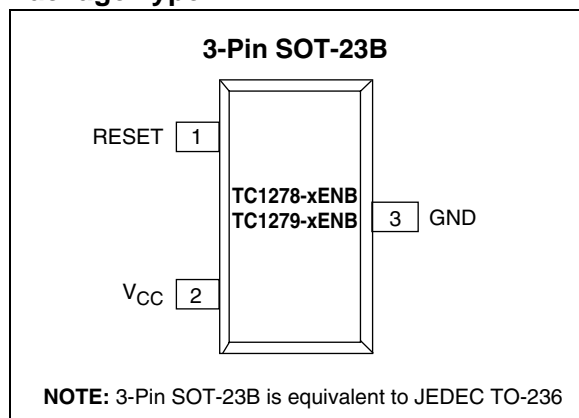
### Device Selection Table

Part Number	Order	Package	Temp. Range
TC1278-xENB	Open Drain	3-Pin SOT-23B	-40°C to +85°C
TC1279-xENB	Open Drain	3-Pin SOT-23B	-40°C to +85°C

**NOTE:** "x" denotes a suffix for  $V_{CC}$  threshold (see table below).

Suffix	Reset $V_{CC}$ Threshold (V)
5	4.625
10	4.375
15	4.125

### Package Type

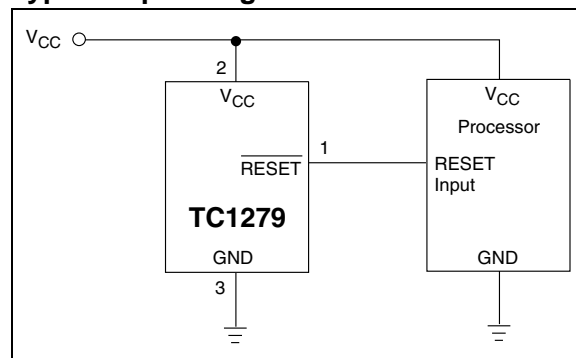


### General Description

The TC1278/TC1279 are cost-effective system supervisor circuits designed to monitor  $V_{CC}$  in digital systems and provide a reset signal to the host processor when necessary. No external components are required.

The reset output is driven active within 5 $\mu$ sec of  $V_{CC}$  falling through the reset voltage threshold. RESET is maintained active for a minimum of 250msec after  $V_{CC}$  rises above the reset threshold. The TC1278 has an active-high RESET output while the TC1279 has an active-low RESET output, and both devices have an open drain output stage. The output is valid down to  $V_{CC} = 1.2V$ . Both devices are available in a 3-Pin SOT-23B package.

### Typical Operating Circuit



# TC1278/TC1279

## 1.0 ELECTRICAL CHARACTERISTICS

### Absolute Maximum Ratings\*

Supply Voltage ( $V_{CC}$  to GND) .....+6.0V  
 $\overline{\text{RESET}}$ , RESET .....-0.3V to ( $V_{CC} + 0.3\text{V}$ )  
 Input Current,  $V_{CC}$  .....20mA  
 Output Current, RESET.....20mA  
 Power Dissipation ( $T_A \leq 70^\circ\text{C}$ )  
     3-Pin SOT-23B (derate 4mW/ $^\circ\text{C}$  above  $+70^\circ\text{C}$ )  
     .....230mW  
 Operating Temperature Range.....  $-40^\circ\text{C}$  to  $+85^\circ\text{C}$   
 Storage Temperature Range .....  $-65^\circ\text{C}$  to  $+150^\circ\text{C}$

\*Stresses above those listed under "Absolute Maximum Ratings" may cause permanent damage to the device. These are stress ratings only and functional operation of the device at these or any other conditions above those indicated in the operation sections of the specifications is not implied. Exposure to Absolute Maximum Rating conditions for extended periods may affect device reliability.

### TC1278/TC1279 ELECTRICAL SPECIFICATIONS

Recommended DC Operating Conditions: $T_A = -40^\circ\text{C}$ to $+85^\circ\text{C}$ unless otherwise noted. Typical values are at $T_A = +25^\circ\text{C}$ .							
Symbol	Parameter	Min	Typ	Max	Units	Device	Test Conditions
$V_{CC}$	Supply Voltage	1.2	—	5.5	V		Note 1
DC Electrical Characteristics: $T_A = -40^\circ\text{C}$ to $+85^\circ\text{C}$ unless otherwise noted. Typical values are at $T_A = +25^\circ\text{C}$ .							
Symbol	Parameter	Min	Typ	Max	Units		Test Conditions
$V_{OL}$	Low Level @ RESET RESET	—	—	0.4	V	TC1278 TC1279	Note 1
$I_{OL}$	Output Current @ 0.4 Volts	+8	—	—	mA		Note 2
$I_{CC1}$	Operating Current	—	0.9	2.0	mA	TC1278	$V_{CC} > V_{CCTP(\text{MAX})}$
		—	—	40	$\mu\text{A}$	TC1279	$V_{CC} > V_{CCTP(\text{MAX})}$
$I_{CC2}$	Operating Current	—	—	40	$\mu\text{A}$	TC1278	$V_{CC} < V_{CCTP(\text{MIN})}$
		—	0.9	2.0	mA	TC1279	$V_{CC} < V_{CCTP(\text{MIN})}$
$V_{CCTP-5}$	$V_{CC}$ Trip Point (TC1278/9-5)	4.50	4.625	4.74	V		Note 1
$V_{CCTP-10}$	$V_{CC}$ Trip Point (TC1278/9-10)	4.25	4.375	4.49	V		Note 1
$V_{CCTP-15}$	$V_{CC}$ Trip Point (TC1278/9-15)	4.00	4.125	4.24	V		Note 1
$C_{OUT}$	Output Capacitance	—	9	—	pF		
$R_P$	Internal Pull-Up Resistor	3	6	9	k $\Omega$		
AC Electrical Characteristics: $T_A = -40^\circ\text{C}$ to $+85^\circ\text{C}$ unless otherwise noted. Typical values are at $T_A = +25^\circ\text{C}$ .							
Symbol	Parameter	Min	Typ	Max	Units		Test Conditions
$t_{RST}$	RESET Active Time	250	350	450	msec		
$t_{RPD1}$	$V_{CC}$ Detect to $\overline{\text{RESET}}$	—	2	5	$\mu\text{sec}$	TC1279	Figure 3-2
$t_{RPD2}$	$V_{CC}$ Detect to RESET	—	2	5	$\mu\text{sec}$	TC1278	Figure 3-4
$t_F$	$V_{CC}$ Slew Rate (4.75V-4.00V)	300	—	—	$\mu\text{sec}$		Figure 3-2, Figure 3-4
$t_R$	$V_{CC}$ Slew Rate (4.00V-4.75V)	0	—	—	nsec		Figure 3-1, Figure 3-3
$t_{RPU1}$	$V_{CC}$ Detect to $\overline{\text{RESET}}$	250	350	450	msec	TC1279	Figure 3-1
$t_{RPU2}$	$V_{CC}$ Detect to RESET	250	350	450	msec	TC1278	Figure 3-3

**Note 1:** All voltages referenced to ground.

**Note 2:** A 1k $\Omega$  external resistor may be required in some applications for proper operation of the microprocessor reset control circuit when using the TC1279.  $V_{CC} = 1.8\text{V}$ .

## 2.0 PIN DESCRIPTIONS

The descriptions of the pins are listed in Table 2-1.

**TABLE 2-1: PIN FUNCTION TABLE**

Pin No. (3-Pin SOT-23B)	Symbol	Description
1	$\overline{\text{RESET}}$ (TC1279)	$\overline{\text{RESET}}$ output remains low while $V_{CC}$ is below the reset voltage threshold, and for 350msec (250msec min.) after $V_{CC}$ rises above reset threshold. The output stage of the TC1279 is open drain.
1	RESET (TC1278)	RESET output remains high while $V_{CC}$ is below the reset voltage threshold, and for 350msec (250msec min.) after $V_{CC}$ rises above reset threshold. The output stage of the TC1278 is open drain.
2	$V_{CC}$	Supply voltage (1.2V to 5.5V).
3	GND	Ground.

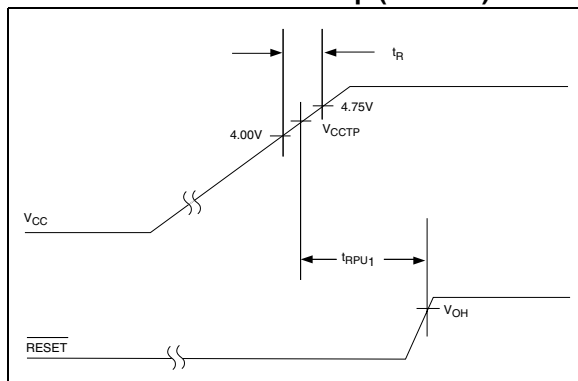
# TC1278/TC1279

## 3.0 APPLICATIONS INFORMATION

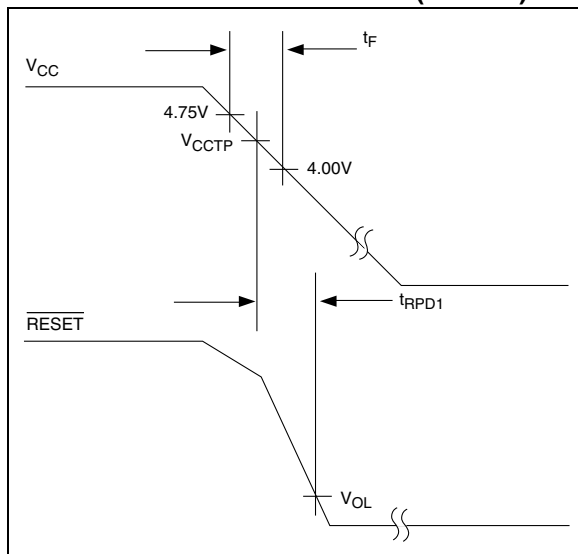
### 3.1 Operation – Power Monitor

The TC1278/TC1279 provide the function of detecting out-of-tolerance power supply conditions and warning a processor-based system of impending power failure. When  $V_{CC}$  is detected as out-of-tolerance, the RESET signal is asserted. On power-up, RESET is kept active for approximately 350msec after the power supply has reached the selected tolerance. This allows the power supply and microprocessor to stabilize before RESET is released.

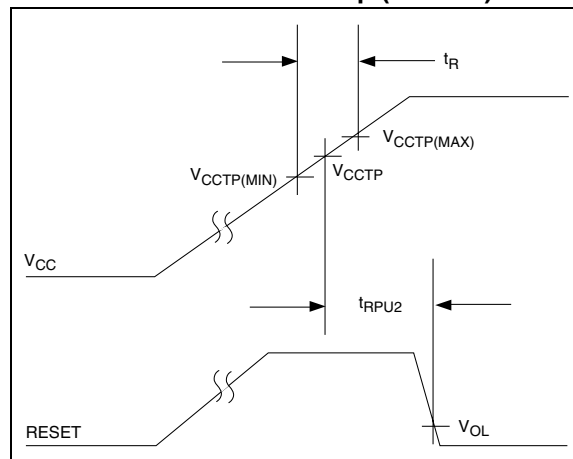
**FIGURE 3-1: Timing Diagram – Power Up (TC1279)**



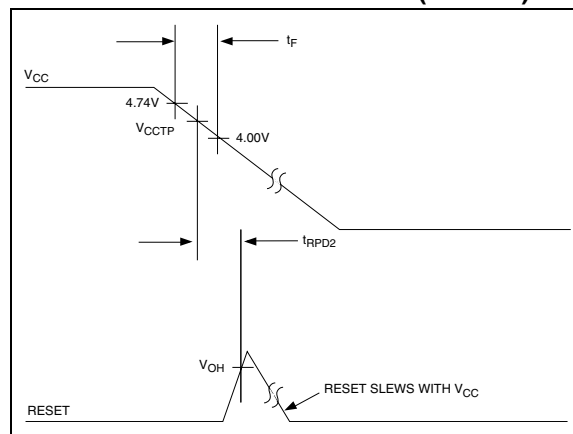
**FIGURE 3-2: Timing Diagram – Power Down (TC1279)**



**FIGURE 3-3: Timing Diagram – Power Up (TC1278)**



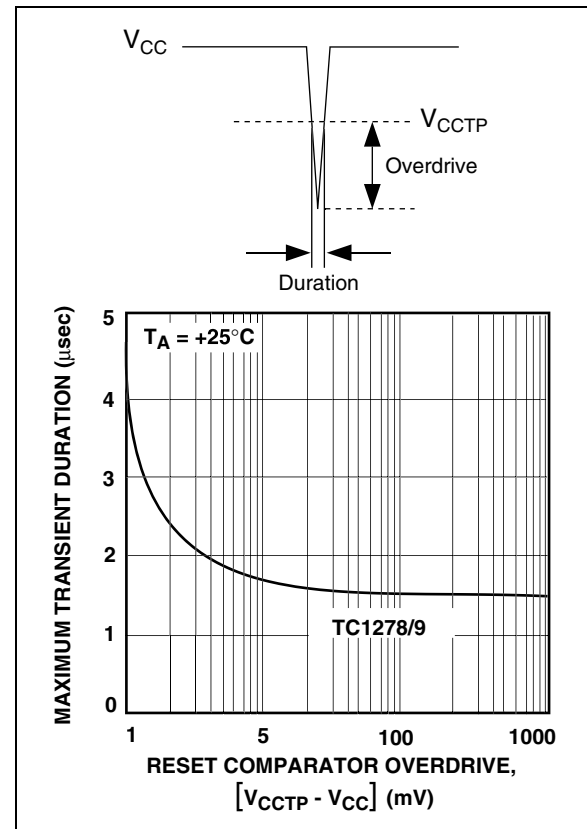
**FIGURE 3-4: Timing Diagram – Power Down (TC1278)**



## 3.2 $V_{CC}$ Transient Rejection

The TC1278/TC1279 provides accurate  $V_{CC}$  monitoring and reset timing during power-up, power-down, and brownout/sag conditions, and rejects negative-going transients (glitches) on the power supply line. Figure 3-5 shows the maximum transient duration vs. maximum negative excursion (overdrive) for glitch rejection. Any combination of duration and overdrive that lays under the curve will not generate a reset signal. Combinations above the curve are detected as a brownout or power-down. Transient immunity can be improved by adding a capacitor in close proximity to the  $V_{CC}$  pin of the TC1278/TC1279.

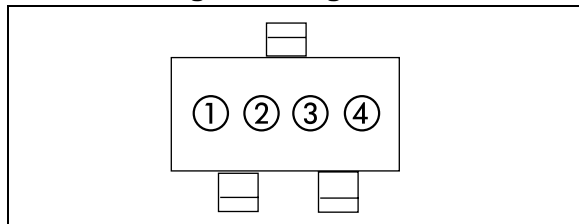
**FIGURE 3-5: MAXIMUM TRANSIENT DURATION VS. OVERDRIVE FOR GLITCH REJECTION AT 25°C**



# TC1278/TC1279

## 4.0 PACKAGING INFORMATION

### 4.1 Package Marking Information



① & ② = part number code + temperature range and voltage

Part Number	Code
TC1278-5ENB	PA
TC1278-10ENB	PB
TC1278-15ENB	PC

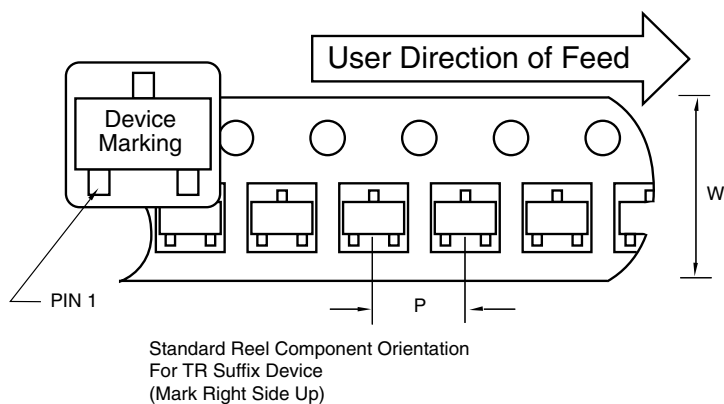
TC1279-5ENB	RA
TC1279-10ENB	RB
TC1279-15ENB	RC

③ represents year and 2-month code

④ represents production lot ID code

### 4.2 Taping Form

#### Component Taping Orientation for 3-Pin SOT-23B (JEDEC TO-236) Devices

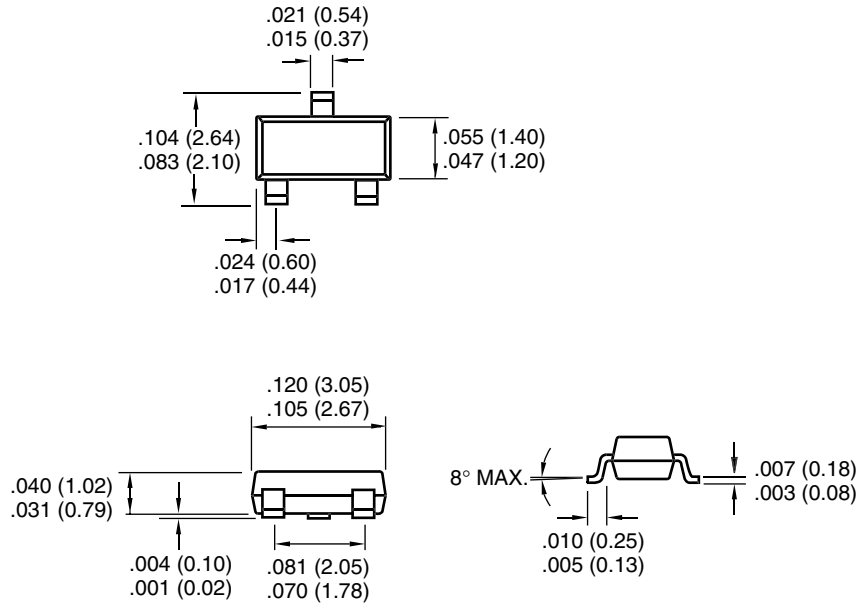


Carrier Tape, Number of Components Per Reel and Reel Size

Package	Carrier Width (W)	Pitch (P)	Part Per Full Reel	Reel Size
3-Pin SOT-23B	8 mm	4 mm	3000	7 in

## 4.3 Package Dimensions

### 3-Pin SOT-23B



Dimensions: inches (mm)

# TC1278/TC1279

---

NOTES:



## **Sales and Support**

### **Data Sheets**

Products supported by a preliminary Data Sheet may have an errata sheet describing minor operational differences and recommended workarounds. To determine if an errata sheet exists for a particular device, please contact one of the following:

1. Your local Microchip sales office
2. The Microchip Corporate Literature Center U.S. FAX: (480) 792-7277
3. The Microchip Worldwide Site ([www.microchip.com](http://www.microchip.com))

Please specify which device, revision of silicon and Data Sheet (include Literature #) you are using.

### **New Customer Notification System**

Register on our web site ([www.microchip.com/cn](http://www.microchip.com/cn)) to receive the most current information on our products.

# TC1278/TC1279

---

NOTES:

Information contained in this publication regarding device applications and the like is intended through suggestion only and may be superseded by updates. It is your responsibility to ensure that your application meets with your specifications. No representation or warranty is given and no liability is assumed by Microchip Technology Incorporated with respect to the accuracy or use of such information, or infringement of patents or other intellectual property rights arising from such use or otherwise. Use of Microchip's products as critical components in life support systems is not authorized except with express written approval by Microchip. No licenses are conveyed, implicitly or otherwise, under any intellectual property rights.

## Trademarks


The Microchip name and logo, the Microchip logo, FilterLab, KEELOQ, microID, MPLAB, PIC, PICmicro, PICMASTER, PICSTART, PRO MATE, SEEVAL and The Embedded Control Solutions Company are registered trademarks of Microchip Technology Incorporated in the U.S.A. and other countries.


dsPIC, ECONOMONITOR, FanSense, FlexROM, fuzzyLAB, In-Circuit Serial Programming, ICSP, ICEPIC, microPort, Migratable Memory, MPASM, MPLIB, MPLINK, MPSIM, MXDEV, MXLAB, PICC, PICDEM, PICDEM.net, rPIC, Select Mode and Total Endurance are trademarks of Microchip Technology Incorporated in the U.S.A.

Serialized Quick Turn Programming (SQTP) is a service mark of Microchip Technology Incorporated in the U.S.A.

All other trademarks mentioned herein are property of their respective companies.

© 2002, Microchip Technology Incorporated, Printed in the U.S.A., All Rights Reserved.

 Printed on recycled paper.



*Microchip received QS-9000 quality system certification for its worldwide headquarters, design and wafer fabrication facilities in Chandler and Tempe, Arizona in July 1999 and Mountain View, California in March 2002. The Company's quality system processes and procedures are QS-9000 compliant for its PICmicro® 8-bit MCUs, KEELOQ® code hopping devices, Serial EEPROMs, microperipherals, non-volatile memory and analog products. In addition, Microchip's quality system for the design and manufacture of development systems is ISO 9001 certified.*



## WORLDWIDE SALES AND SERVICE

### AMERICAS

#### Corporate Office

2355 West Chandler Blvd.  
Chandler, AZ 85224-6199  
Tel: 480-792-7200 Fax: 480-792-7277  
Technical Support: 480-792-7627  
Web Address: <http://www.microchip.com>

#### Rocky Mountain

2355 West Chandler Blvd.  
Chandler, AZ 85224-6199  
Tel: 480-792-7966 Fax: 480-792-7456

#### Atlanta

500 Sugar Mill Road, Suite 200B  
Atlanta, GA 30350  
Tel: 770-640-0034 Fax: 770-640-0307

#### Boston

2 Lan Drive, Suite 120  
Westford, MA 01886  
Tel: 978-692-3848 Fax: 978-692-3821

#### Chicago

333 Pierce Road, Suite 180  
Itasca, IL 60143  
Tel: 630-285-0071 Fax: 630-285-0075

#### Dallas

4570 Westgrove Drive, Suite 160  
Addison, TX 75001  
Tel: 972-818-7423 Fax: 972-818-2924

#### Detroit

Tri-Atria Office Building  
32255 Northwestern Highway, Suite 190  
Farmington Hills, MI 48334  
Tel: 248-538-2250 Fax: 248-538-2260

#### Kokomo

2767 S. Albright Road  
Kokomo, Indiana 46902  
Tel: 765-864-8360 Fax: 765-864-8387

#### Los Angeles

18201 Von Karman, Suite 1090  
Irvine, CA 92612  
Tel: 949-263-1888 Fax: 949-263-1338

#### New York

150 Motor Parkway, Suite 202  
Hauppauge, NY 11788  
Tel: 631-273-5305 Fax: 631-273-5335

#### San Jose

Microchip Technology Inc.  
2107 North First Street, Suite 590  
San Jose, CA 95131  
Tel: 408-436-7950 Fax: 408-436-7955

#### Toronto

6285 Northam Drive, Suite 108  
Mississauga, Ontario L4V 1X5, Canada  
Tel: 905-673-0699 Fax: 905-673-6509

### ASIA/PACIFIC

#### Australia

Microchip Technology Australia Pty Ltd  
Suite 22, 41 Rawson Street  
Epping 2121, NSW  
Australia  
Tel: 61-2-9868-6733 Fax: 61-2-9868-6755

#### China - Beijing

Microchip Technology Consulting (Shanghai)  
Co., Ltd., Beijing Liaison Office  
Unit 915  
Bei Hai Wan Tai Bldg.  
No. 6 Chaoyangmen Beidajie  
Beijing, 100027, No. China  
Tel: 86-10-85282100 Fax: 86-10-85282104

#### China - Chengdu

Microchip Technology Consulting (Shanghai)  
Co., Ltd., Chengdu Liaison Office  
Rm. 2401, 24th Floor,  
Ming Xing Financial Tower  
No. 88 TIDU Street  
Chengdu 610016, China  
Tel: 86-28-86766200 Fax: 86-28-86766599

#### China - Fuzhou

Microchip Technology Consulting (Shanghai)  
Co., Ltd., Fuzhou Liaison Office  
Unit 28F, World Trade Plaza  
No. 71 Wusi Road  
Fuzhou 350001, China  
Tel: 86-591-7503506 Fax: 86-591-7503521

#### China - Shanghai

Microchip Technology Consulting (Shanghai)  
Co., Ltd.  
Room 701, Bldg. B  
Far East International Plaza  
No. 317 Xian Xia Road  
Shanghai, 200051  
Tel: 86-21-6275-5700 Fax: 86-21-6275-5060

#### China - Shenzhen

Microchip Technology Consulting (Shanghai)  
Co., Ltd., Shenzhen Liaison Office  
Rm. 1315, 13/F, Shenzhen Kerry Centre,  
Renminnan Lu  
Shenzhen 518001, China  
Tel: 86-755-2350361 Fax: 86-755-2366086

#### China - Hong Kong SAR

Microchip Technology Hongkong Ltd.  
Unit 901-6, Tower 2, Metroplaza  
223 Hing Fong Road  
Kwai Fong, N.T., Hong Kong  
Tel: 852-2401-1200 Fax: 852-2401-3431

#### India

Microchip Technology Inc.  
India Liaison Office  
Divyasree Chambers  
1 Floor, Wing A (A3/A4)  
No. 11, O'Shaughnessy Road  
Bangalore, 560 025, India  
Tel: 91-80-2290061 Fax: 91-80-2290062

### Japan

Microchip Technology Japan K.K.  
Benex S-1 6F  
3-18-20, Shinyokohama  
Kohoku-Ku, Yokohama-shi  
Kanagawa, 222-0033, Japan  
Tel: 81-45-471-6166 Fax: 81-45-471-6122

### Korea

Microchip Technology Korea  
168-1, Youngbo Bldg. 3 Floor  
Samsung-Dong, Kangnam-Ku  
Seoul, Korea 135-882  
Tel: 82-2-554-7200 Fax: 82-2-558-5934

### Singapore

Microchip Technology Singapore Pte Ltd.  
200 Middle Road  
#07-02 Prime Centre  
Singapore, 188980  
Tel: 65-6334-8870 Fax: 65-6334-8850

### Taiwan

Microchip Technology Taiwan  
11F-3, No. 207  
Tung Hua North Road  
Taipei, 105, Taiwan  
Tel: 886-2-2717-7175 Fax: 886-2-2545-0139

### EUROPE

#### Denmark

Microchip Technology Nordic ApS  
Regus Business Centre  
Lautrup høj 1-3  
Ballerup DK-2750 Denmark  
Tel: 45 4420 9895 Fax: 45 4420 9910

#### France

Microchip Technology SARL  
Parc d'Activite du Moulin de Massy  
43 Rue du Saule Trapu  
Batiment A - 1er Etage  
91300 Massy, France  
Tel: 33-1-69-53-63-20 Fax: 33-1-69-30-90-79

#### Germany

Microchip Technology GmbH  
Gustav-Heinemann Ring 125  
D-81739 Munich, Germany  
Tel: 49-89-627-144 0 Fax: 49-89-627-144-44

#### Italy

Microchip Technology SRL  
Centro Direzionale Colleoni  
Palazzo Taurus 1 V. Le Colleoni 1  
20041 Agrate Brianza  
Milan, Italy  
Tel: 39-039-65791-1 Fax: 39-039-6899883

#### United Kingdom

Microchip Ltd.  
505 Eskdale Road  
Winnersh Triangle  
Wokingham  
Berkshire, England RG41 5TU  
Tel: 44 118 921 5869 Fax: 44-118 921-5820

05/01/02