TLS258

GaAsP RED LIGHT EMISSION

FEATURES:

- Rectangular Type (Surface Size 7 × 15mm)
- Suitable as a Backlight Lamp
- Low Drive Current, Uniform Light Emission
  Recommended Forward Current : I_F=15 ~ 20mA
- Fast Response Time, Capable of Pulse Operation
- Plastic Mold Type

Unit in mm

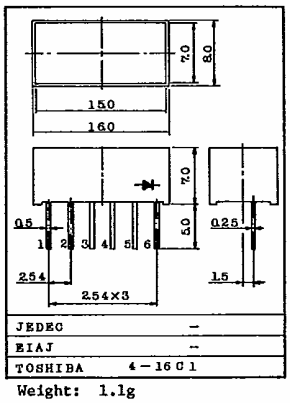

Weight: 1.1g

MAXIMUM RATINGS (Ta=25°C)

CHARACTERISTIC	SYMBOL	RATING	UNIT
Forward Current(DC) (Per Chip)	I_F	30	mA
Reverse Voltage (Per Chip)	V_R	4	V
Power Dissipation (Per Lamp)	P_D	240	mW
Operating Temperature Range	Topr	-20 ~ 75	°C
Storage Temperature Range	Tstg	-30 ~ 100	°C

PIN CONFIGURATIONS

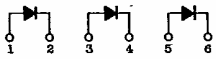

1, 3, 5 : ANODE
2, 4, 6 : CATHODE

ELECTRO-OPTICAL CHARACTERISTICS (Ta=25°C)

CHARACTERISTIC	SYMBOL	TEST CONDITION	MIN.	TYP.	MAX.	UNIT
Forward Voltage (Per Chip)	V_F	I_F=20mA	-	2.1	2.8	V
Reverse Current (Per Chip)	I_R	V_R=4V	-	-	100	μA
Luminous Intensity (Per Lamp)	I_V	I_F=15mA × 3 chips	3.5	11	-	mcd
Peak Emission Wave Length	λ_p	I_F=15mA	-	635	-	nm
Spectral Line Half Width	$\Delta\lambda$	I_F=15mA	-	40	-	nm

I_F – V_F

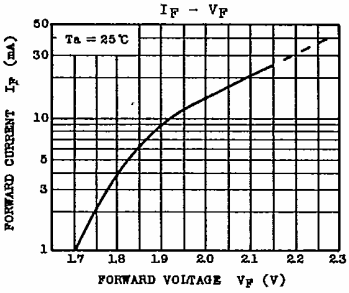

I_V – I_F

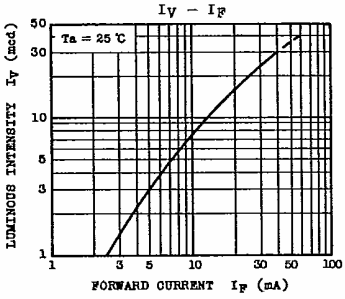

I_V – Tc

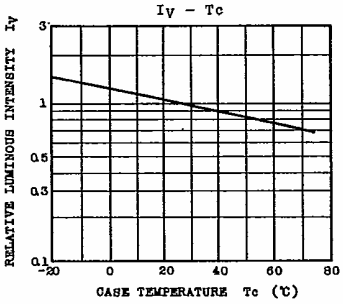

RELATIVE LUMINOUS INTENSITY – WAVE LENGTH

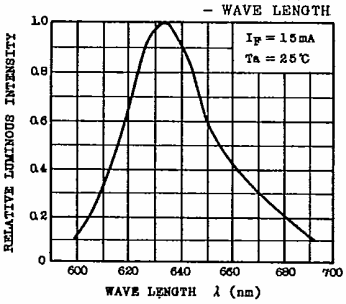
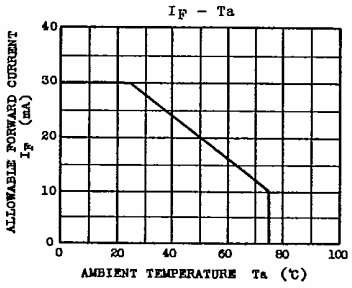
I_F – Ta