

SMD Inductors(Coils) For Signal Line(Wound)

NLHV Series NLHV25

FEATURES

- High Q-factor is provided in frequency band more than 30MHz in comparison with existing NLV25 series.
- Land pattern is compatible with an existing series product.
- Lead-free material is used for the plating on the terminal

APPLICATIONS

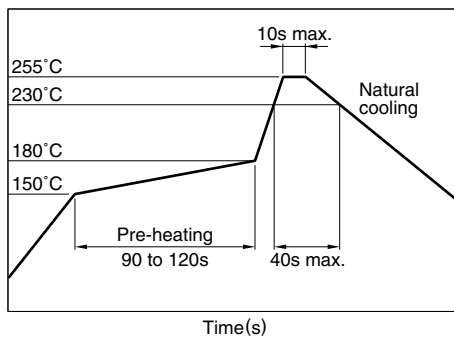
Power supply lines, audio visual systems, electronic equipment for vehicle, IT equipment

SPECIFICATIONS

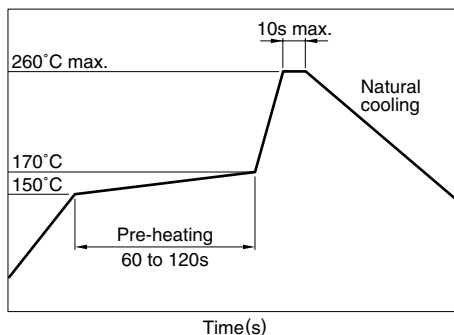
Operating temperature range	-40 to +105°C [Including self-temperature rise]
Storage temperature range	-40 to +105°C

RECOMMENDED SOLDERING CONDITIONS

REFLOW SOLDERING



FLOW SOLDERING



IRON SOLDERING

Tip temperature	300 to 350°C
Heating time	3 seconds/soldering
Soldering rod specifications	Output: 30W Tip diameter: 1mm

- Based on the above conditions, use a maximum product temperature of 260°C and a maximum accumulated heating time of 10 seconds as a guideline.
- Please contact us for details.

PRODUCT IDENTIFICATION

NLHV	25	T	R12	J	PF
(1)	(2)	(3)	(4)	(5)	(6)

(1) Series name

(2) Dimensions

25 2.5×2.0×1.8mm(L×W×T)

(3) Packaging style

T Taping (reel)

(4) Inductance

R12 0.12μH


(5) Inductance tolerance

J ±5%

(6) Lead-free compatible product

PF Lead-free compatible product

SHAPES AND DIMENSIONS/RECOMMENDED PC BOARD PATTERN

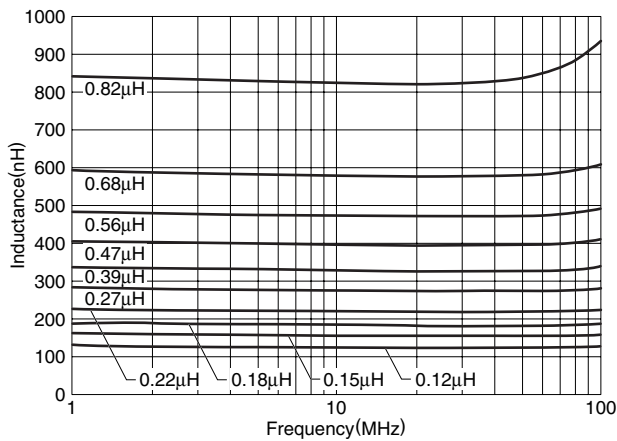


ELECTRICAL CHARACTERISTICS

Inductance (μH)	Inductance tolerance	Q min.	Test frequency L,Q (MHz)	Self-resonant frequency (MHz)min.	DC resistance (Ω)max.	Rated current (mA)max.	Part No.
0.12	±5%	30	25.2	700	0.38	550	NLHV25T-R12J-PF
0.15	±5%	30	25.2	550	0.42	500	NLHV25T-R15J-PF
0.18	±5%	35	25.2	500	0.45	475	NLHV25T-R18J-PF
0.22	±5%	35	25.2	450	0.5	450	NLHV25T-R22J-PF
0.27	±5%	35	25.2	425	0.58	425	NLHV25T-R27J-PF
0.33	±5%	40	25.2	400	0.68	400	NLHV25T-R33J-PF
0.39	±5%	40	25.2	375	0.73	375	NLHV25T-R39J-PF
0.47	±5%	40	25.2	350	0.83	350	NLHV25T-R47J-PF
0.56	±5%	40	25.2	325	0.93	325	NLHV25T-R56J-PF
0.68	±5%	40	25.2	180	0.98	300	NLHV25T-R68J-PF
0.82	±5%	40	25.2	120	1.05	280	NLHV25T-R82J-PF

TYPICAL ELECTRICAL CHARACTERISTICS

INDUCTANCE vs. FREQUENCY CHARACTERISTICS



Q vs. FREQUENCY CHARACTERISTICS

