SILICON NPN TRIPLE DIFFUSED TYPE

2SD1363

HIGH CURRENT SWITCHING APPLICATIONS.
POWER AMPLIFIER APPLICATIONS.

INDUSTRIAL APPLICATIONS

Unit in mm

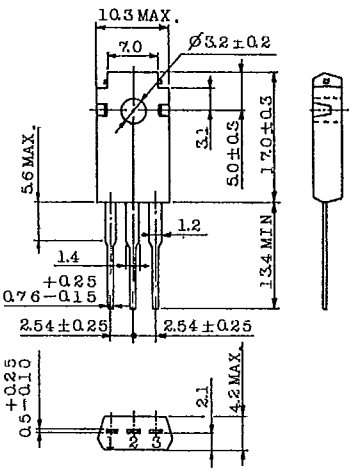

1. BASE
2. COLLECTOR (HEAT SINK)
3. EMITTER

JEDEC	—
EIAJ	—
TOSHIBA	2-10K1A

Weight : 2.0g

FEATURES:
- High Collector Current : I_C=7A
- Low Saturation Voltage
  : $V_{CE(sat)}$=0.4V(Max.) (at I_C=4A)
- High Collector Power Dissipation
  : P_C=40W (at Tc=25°C)
- Complementary to 2SB993

MAXIMUM RATINGS (Ta=25°C)

CHARACTERISTIC		SYMBOL	RATING	UNIT
Collector-Base Voltage		V_{CBO}	70	V
Collector-Emitter Voltage		V_{CEO}	50	V
Emitter-Base Voltage		V_{EBO}	5	V
Collector Current		I_C	7	A
Base Current		I_B	1	A
Collector Power Dissipation	Ta=25°C	P_C	1.5	W
	Tc=25°C		40	
Junction Temperature		T_j	150	°C
Storage Temperature Range		T_{stg}	−55 ~ 150	°C

ELECTRICAL CHARACTERISTICS (Ta=25°C)

CHARACTERISTIC		SYMBOL	TEST CONDITION	MIN.	TYP.	MAX.	UNIT
Collector Cut-off Current		I_{CBO}	V_{CB}=70V, I_E=0	–	–	30	μA
Emitter Cut-off Current		I_{EBO}	V_{EB}=5V, I_C=0	–	–	50	μA
Collector-Emitter Breakdown Voltage		$V_{(BR)CEO}$	I_C=50mA, I_B=0	50	–	–	V
DC Current Gain		$h_{FE(1)}$ (Note)	V_{CE}=1V, I_C=1A	70	–	240	
		$h_{FE(2)}$	V_{CE}=1V, I_C=4A	30	–	–	
Saturation Voltage	Collector-Emitter	$V_{CE(sat)}$	I_C=4A, I_B=0.4A	–	0.2	0.4	V
	Base-Emitter	$V_{BE(sat)}$	I_C=4A, I_B=0.4A	–	0.9	1.2	
Transition Frequency		f_T	V_{CE}=4V, I_C=1A	–	10	–	MHz
Collector Output Capacitance		C_{ob}	V_{CB}=10V, I_E=0, f=1MHz	–	250	–	pF
Switching Time	Turn-on Time	t_{on}	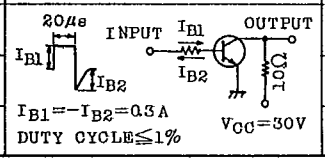	–	0.2	–	μs
	Storage Time	t_{stg}		–	2.5	–	
	Fall Time	t_f		–	0.5	–	

Note : $h_{FE(1)}$ Classification O : 70 ~ 140, Y : 120 ~ 240

2SD1363

$I_C - V_{CE}$

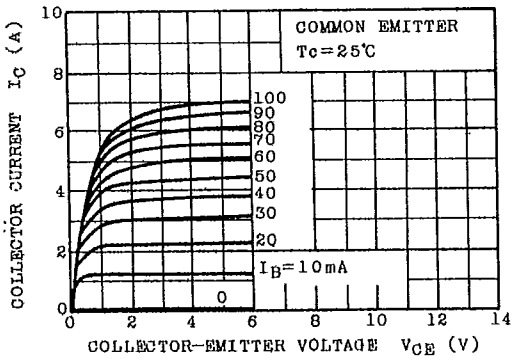

$V_{CE} - I_C$

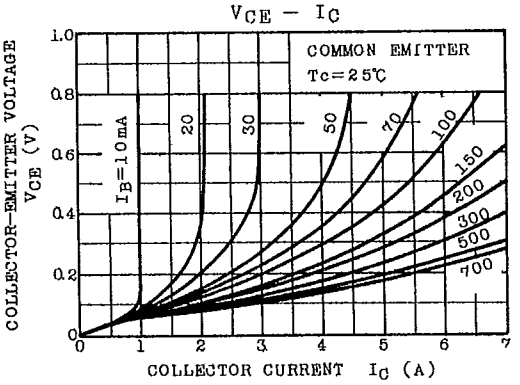

$V_{CE} - I_C$

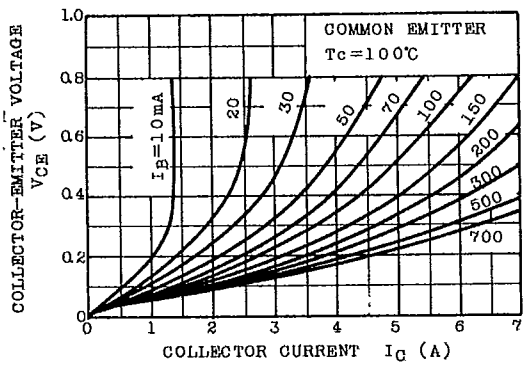

$V_{CE} - I_C$

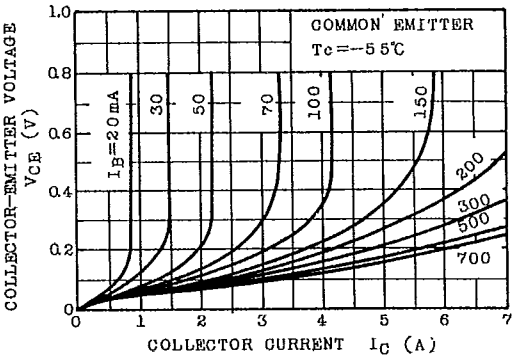

$h_{FE} - I_C$

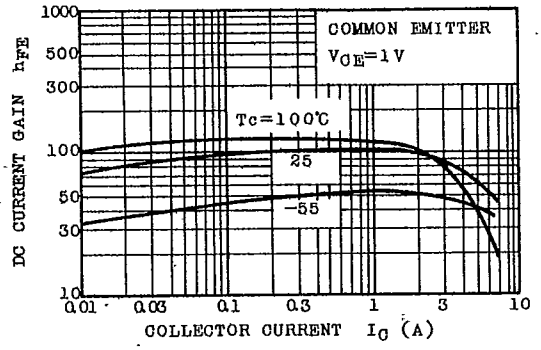

$V_{CE(sat)} - I_C$

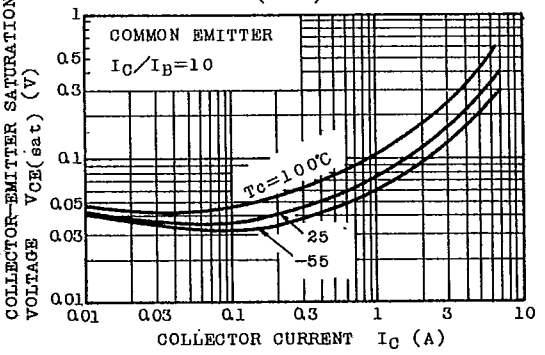

2SD1363

$V_{BE(sat)}$ – I_C

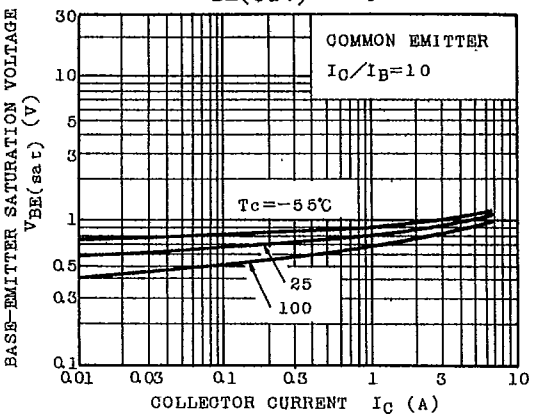

I_C – V_{BE}

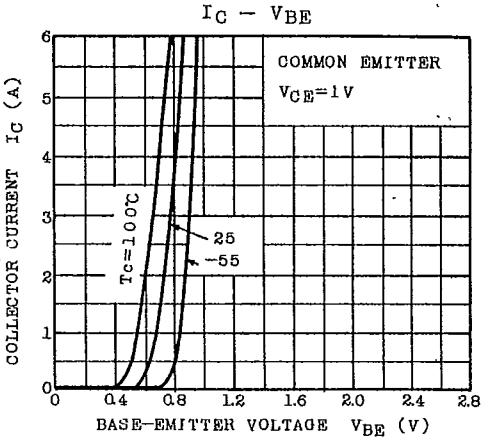

P_C – Ta

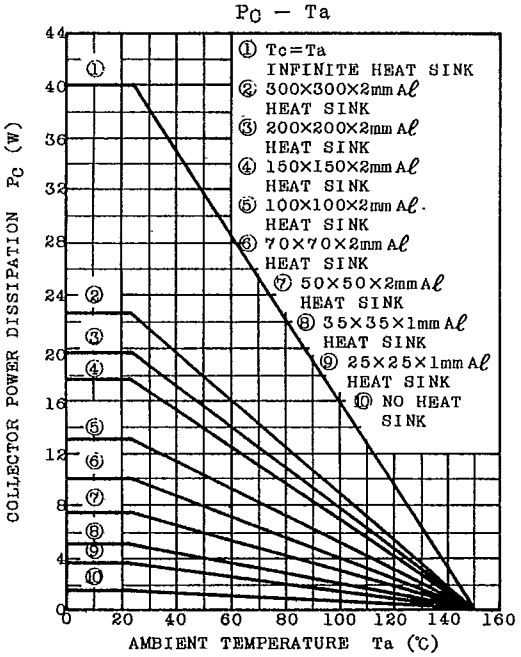
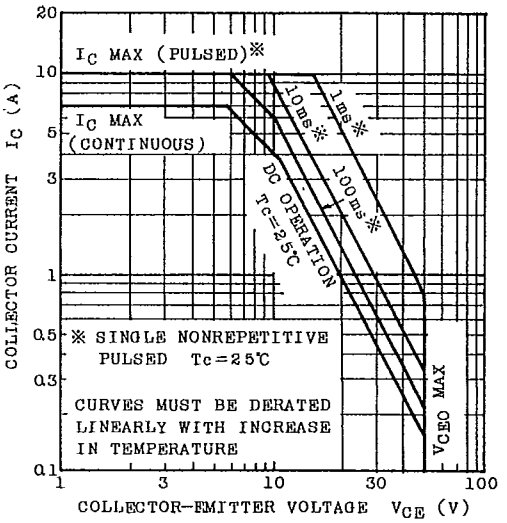
SAFE OPERATING AREA