S1732

SILICON NPN EPITAXIAL TYPE (PCT PROCESS)

MEDIUM POWER AMPLIFIER APPLICATIONS.
TV HORIZONTAL DRIVER APPLICATIONS.

Unit in mm

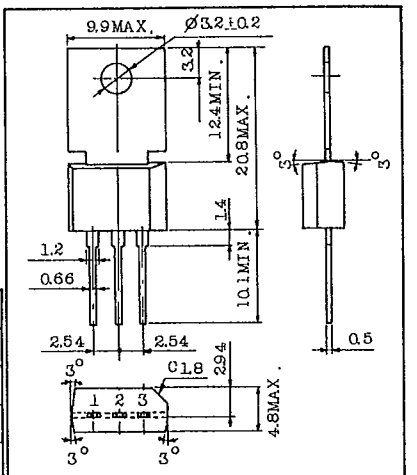

JEDEC	TO-202
EIAJ	—
TOSHIBA	2-10F1A

Weight : 1.4g

MAXIMUM RATINGS (Ta=25°C)

CHARACTERISTIC		SYMBOL	RATING	UNIT
Collector-Base Voltage		V_{CBO}	200	V
Collector-Emitter Voltage		V_{CEO}	120	V
Emitter-Base Voltage		V_{EBO}	6	V
Collector Current		I_C	800	mA
Base Current		I_B	500	mA
Collector Power Dissipation	Ta=25°C	P_C	1.5	W
	Tc=25°C		6.25	
Junction Temperature		T_j	150	°C
Storage Temperature Range		T_{stg}	-55 ~ 150	°C

ELECTRICAL CHARACTERISTICS (Ta=25°C)

CHARACTERISTIC	SYMBOL	TEST CONDITION	MIN.	TYP.	MAX.	UNIT
Collector Cut-off Current	I_{CBO}	V_{CB}=200V, I_E=0	-	-	10	μA
Emitter Cut-off Current	I_{EBO}	V_{EB}=6V, I_C=0	-	-	1	μA
Collector-Emitter Breakdown Voltage	$V_{(BR)CEO}$	I_C=10mA, I_B=0	120	-	-	V
DC Current Gain	$h_{FE(1)}$	V_{CE}=5V, I_C=100mA	60	-	250	
	$h_{FE(2)}$	V_{CE}=5V, I_C=400mA	40	-	-	
Collector-Emitter Saturation Voltage	$V_{CE(sat)}$	I_C=500mA, I_B=50mA	-	-	1	V
Base-Emitter Saturation Voltage	$V_{BE(sat)}$	I_C=500mA, I_B=50mA	-	-	1.5	V
Transition Frequency	f_T	V_{CE}=5V, I_E=100mA	30	50	-	MHz
Collector Output Capacitance	C_{ob}	V_{CB}=10V, I_E=0, f=1MHz	-	-	30	pF

$I_C - V_{CE}$

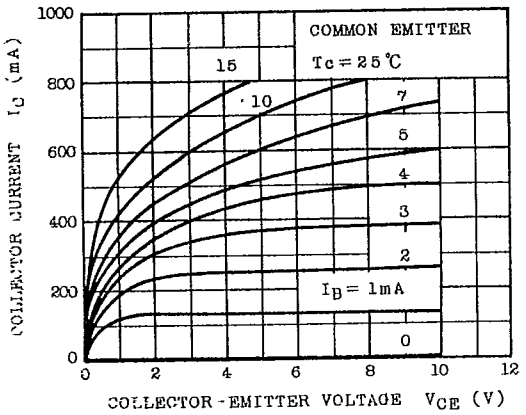

$h_{FE} - I_C$

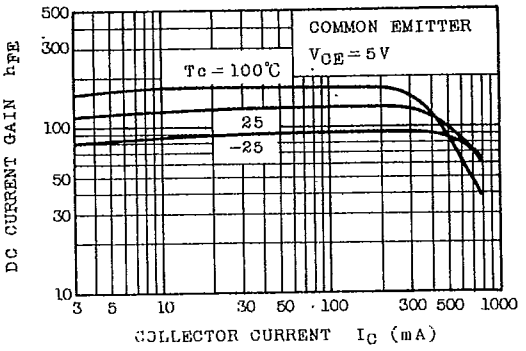

$V_{CE(sat)} - I_C$

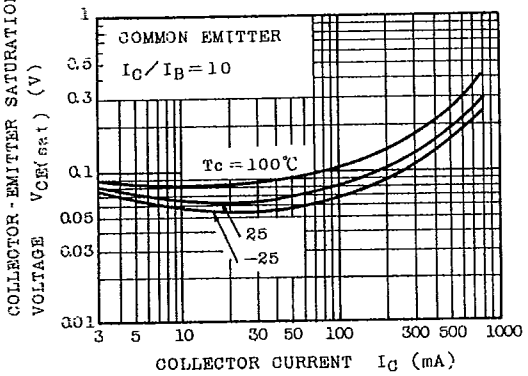

$I_C - V_{BE}$

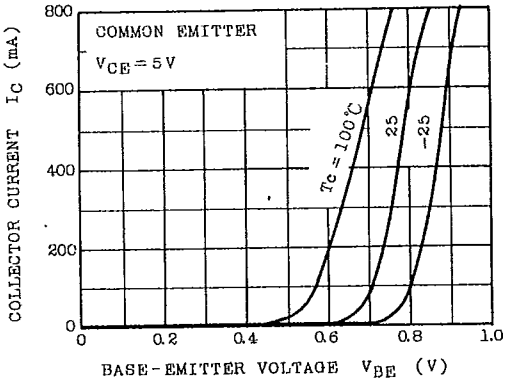

$P_C - T_a$

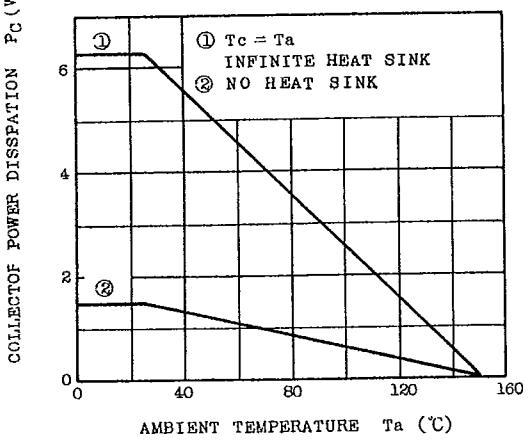
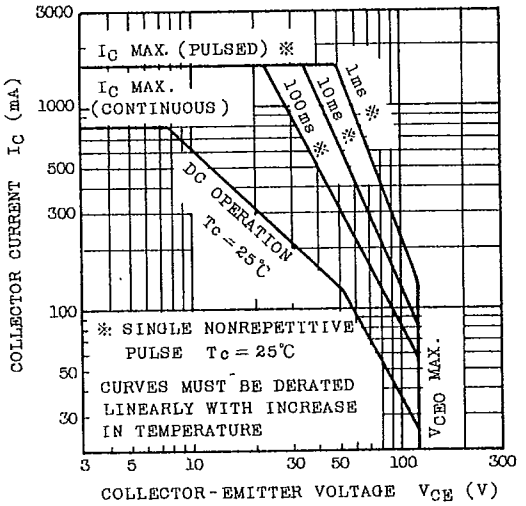
SAFE OPERATING AREA