

TENTATIVE

TOSHIBA ZENER DIODE SILICON DIFFUSED TYPE

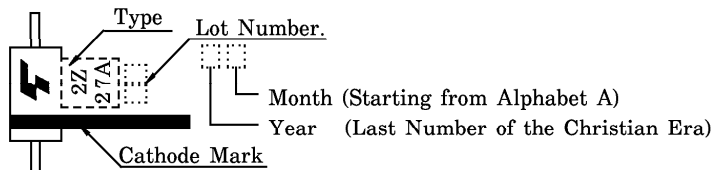
2Z12~2Z51

CONSTANT VOLTAGE REGULATION.

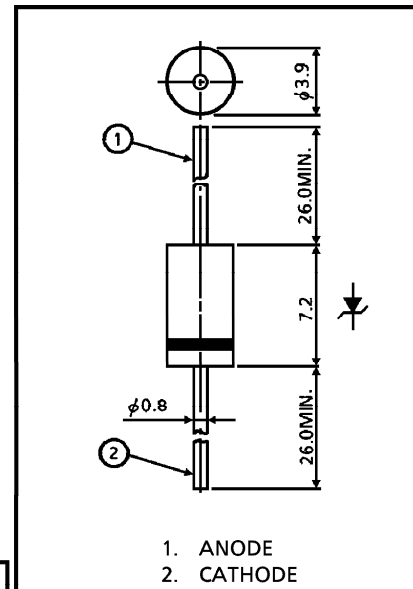
TRANSIENT SUPPRESSORS.

- Average Power Dissipation : $P=1.5W$
- Peak Reverse Power Dissipation : $P_{RSM}=900W$ at $t_{wv}=200\mu s$
- Zener Voltage : $V_Z=12\sim 51V$
- Plastic Mold Package

MARK



Unit in mm



MAXIMUM RATINGS ($T_a = 25^\circ C$)

CHARACTERISTIC	SYMBOL	RATING	UNIT
Power Dissipation	P	1.5	W
Junction Temperature	T_j	-40 ~ 150	$^\circ C$
Storage Temperature Range	T_{stg}	-40 ~ 150	$^\circ C$

JEDEC	—
EIAJ	—
TOSHIBA	3-4B1A

ELECTRICAL CHARACTERISTICS ($T_a = 25^\circ C$)

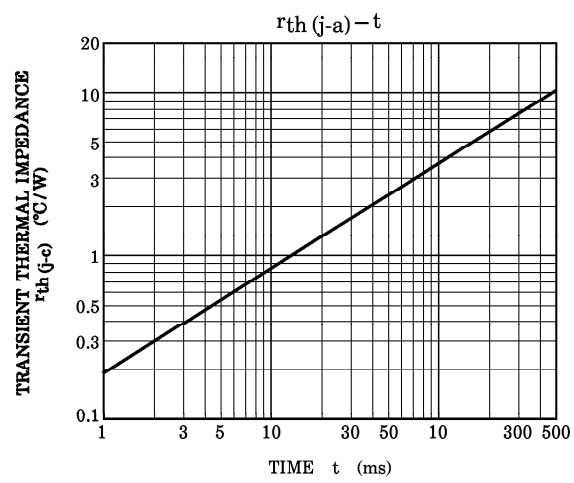
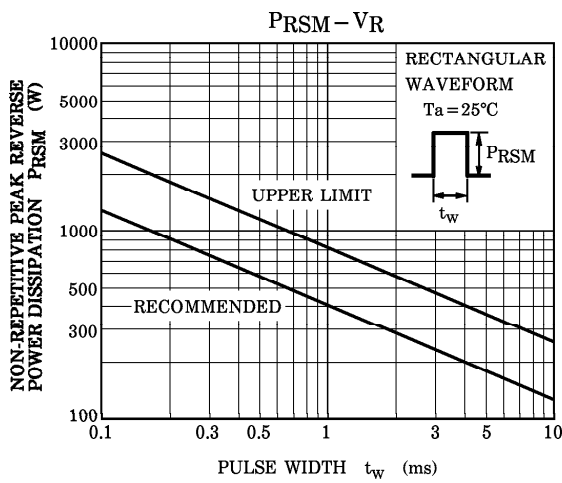
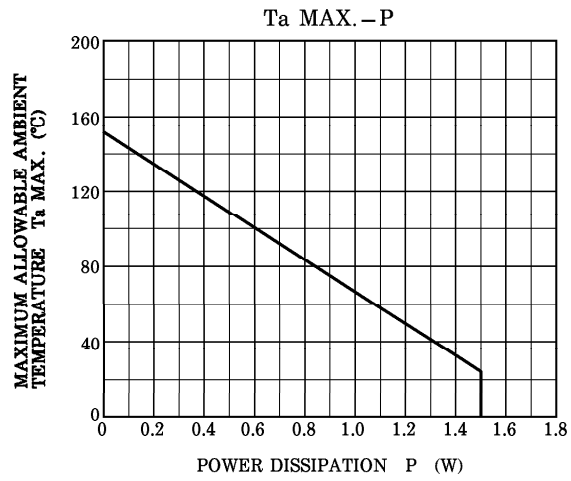
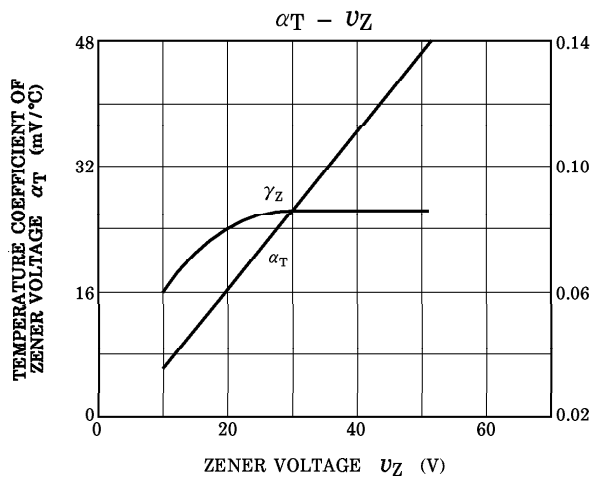
Weight : 0.47g

TYPE	ZENER CHARACTERISTICS					TEMPERATURE COEFFICIENT OF ZENER VOLTAGE α_T (mV/ $^\circ C$)		FORWARD VOLTAGE		REVERSE CURRENT	
	ZENER VOLTAGE V_Z (V)			ZENER IMPEDANCE r_d (Ω)	MEASUREMENT CURRENT I_Z (mA)	TYP.	MAX.	V_F (V)	MEASUREMENT CURRENT I_F (A)	I_R (μA)	MEASUREMENT VOLTAGE V_R (V)
	MIN.	TYP.	MAX.	MAX.	I_Z (mA)						
2Z12	10.8	12	13.2	30	10	8	13	1.2	0.2	5	10.2
2Z13	11.7	13	14.3	30	10	9	14	1.2	0.2	5	11.1
2Z15	13.5	15	16.5	30	10	11	17	1.2	0.2	5	12.8
2Z16	14.4	16	17.6	30	10	12	19	1.2	0.2	5	13.6
*2Z16A	15.2	16	16.8	30	10	12	19	1.2	0.2	5	13.6
2Z18	16.2	18	19.8	30	10	14	23	1.2	0.2	5	15.3
*2Z18A	17.1	18	18.9	30	10	14	23	1.2	0.2	5	15.3
2Z20	18.0	20	22.0	30	10	16	26	1.2	0.2	5	17.1
2Z22	19.8	22	24.2	30	10	18	28	1.2	0.2	5	18.8
2Z24	21.6	24	26.4	30	10	20	32	1.2	0.2	5	20.5
2Z27	24.3	27	29.7	30	10	23	36	1.2	0.2	5	23.1
*2Z27A	25.7	27	28.3	30	10	23	36	1.2	0.2	5	23.1
2Z30	27.0	30	33.0	30	10	25	40	1.2	0.2	5	25.6
2Z33	29.7	33	36.3	30	10	26	41	1.2	0.2	5	28.2
2Z36	32.4	36	39.6	30	9	28	45	1.2	0.2	5	30.8
2Z43	38.7	43	47.3	40	7	33	53	1.2	0.2	5	34.4
2Z47	42.3	47	51.7	65	6	38	60	1.2	0.2	5	40.2
2Z51	45.9	51	56.1	65	6	43	68	1.2	0.2	5	43.6

(Note) *Production upon request.

961001EAA2

● TOSHIBA is continually working to improve the quality and the reliability of its products. Nevertheless, semiconductor devices in general can malfunction or fail due to their inherent electrical sensitivity and vulnerability to physical stress. It is the responsibility of the buyer, when utilizing TOSHIBA products, to observe standards of safety, and to avoid situations in which a malfunction or failure of a TOSHIBA product could cause loss of human life, bodily injury or damage to property. In developing your designs, please ensure that TOSHIBA products are used within specified operating ranges as set forth in the most recent products specifications. Also, please keep in mind the precautions and conditions set forth in the TOSHIBA Semiconductor Reliability Handbook.



961001EAA2'

● The information contained herein is presented only as a guide for the applications of our products. No responsibility is assumed by TOSHIBA CORPORATION for any infringements of intellectual property or other rights of the third parties which may result from its use. No license is granted by implication or otherwise under any intellectual property or other rights of TOSHIBA CORPORATION or others.
 ● The information contained herein is subject to change without notice.