

TA4014FT

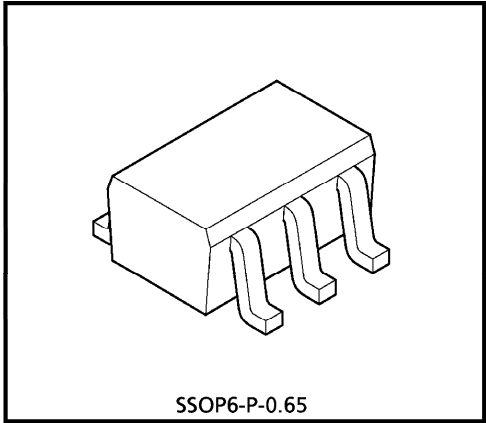
TA4014FT USE FOR CRYSTAL OSCILLATORS

FEATURES

- Bias resistors, a transistor for oscillation and a transistor for buffer are packed in one package ; hence, TA4014FT can easily compose a crystal oscillator.
- TA4014FT comes with a 6-pin thin ultra-compact package and is suitable for super-high density mounting.

MAXIMUM RATINGS (Ta = 25°C)

CHARACTERISTIC	SYMBOL	RATING	UNIT
Power Supply Voltage	V _{CC}	6	V
Circuit Current	I _{CC}	8	mA
Total Power Dissipation	P _D	200	mW
Junction Temperature	T _j	125	°C
Storage Temperature	T _{stg}	- 55~125	°C



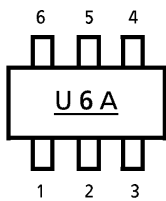
Weight : 0.008 g (Typ.)

ELECTRICAL CHARACTERISTICS (Ta = 25°C)

CHARACTERISTIC	SYMBOL	TEST CONDITION	MIN	TYP.	MAX	UNIT
Circuit Current	I _{CC}	V _{CC} = 3.0 V	1.08	1.27	1.52	mA
Oscillator Base Voltage	V _{OSCB}	V _{CC} = 3.0 V	1.34	1.51	1.67	V
Oscillator Emitter Voltage	V _{OSCE}	V _{CC} = 3.0 V	0.69	0.79	0.88	V
Buffer Base Voltage	V _{BuffB}	V _{CC} = 3.0 V	2.05	2.29	2.53	V
Fout Voltage	V _{Fout}	V _{CC} = 3.0 V	2.03	2.26	2.52	V

CHARACTERISTIC	SYMBOL	TYP.	UNIT
R1 Resistance	R_1	5.6	$k\Omega$
R2 Resistance	R_2	6.9	$k\Omega$
R3 Resistance	R_3	15	$k\Omega$
R4 Resistance	R_4	640	Ω
R5 Resistance	R_5	670	Ω

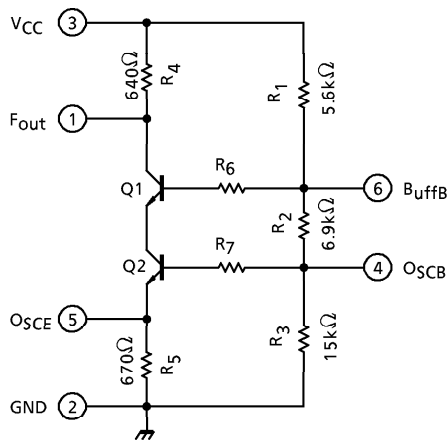
MARKING



CAUTION

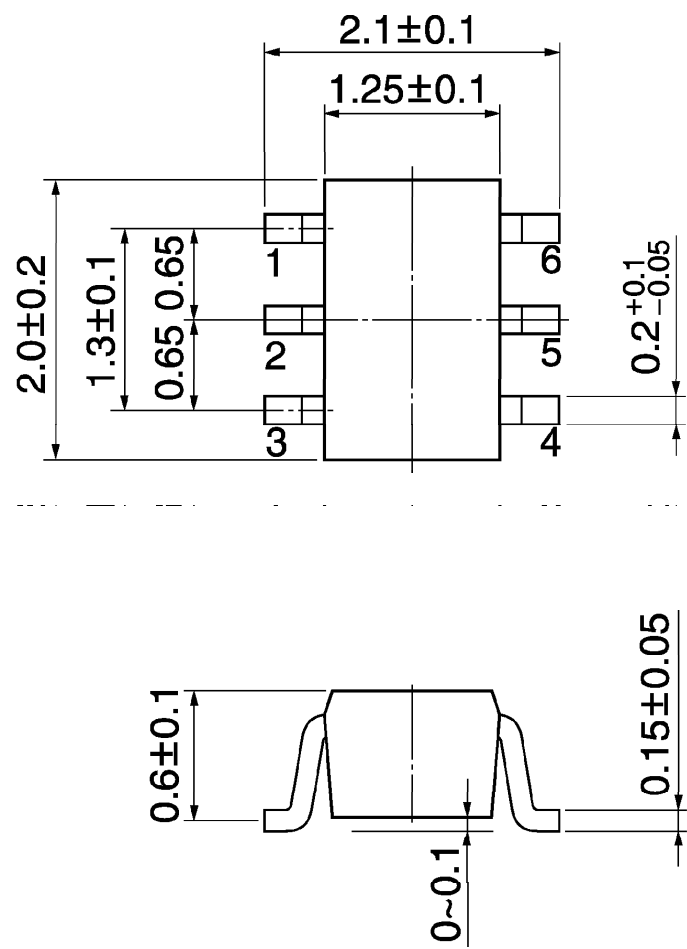
Because of this product structure, when handling this product, please be sure to protect work desk, human body and soldering irons from electrostatics.

EQUIVALENT CIRCUIT DIAGRAM



PACKAGE DIMENSIONS
SSOP6-P-0.65

Unit : mm



Weight : 0.008 g (Typ.)

RESTRICTIONS ON PRODUCT USE

000707EBA

- TOSHIBA is continually working to improve the quality and reliability of its products. Nevertheless, semiconductor devices in general can malfunction or fail due to their inherent electrical sensitivity and vulnerability to physical stress. It is the responsibility of the buyer, when utilizing TOSHIBA products, to comply with the standards of safety in making a safe design for the entire system, and to avoid situations in which a malfunction or failure of such TOSHIBA products could cause loss of human life, bodily injury or damage to property. In developing your designs, please ensure that TOSHIBA products are used within specified operating ranges as set forth in the most recent TOSHIBA products specifications. Also, please keep in mind the precautions and conditions set forth in the "Handling Guide for Semiconductor Devices," or "TOSHIBA Semiconductor Reliability Handbook" etc..
- The TOSHIBA products listed in this document are intended for usage in general electronics applications (computer, personal equipment, office equipment, measuring equipment, industrial robotics, domestic appliances, etc.). These TOSHIBA products are neither intended nor warranted for usage in equipment that requires extraordinarily high quality and/or reliability or a malfunction or failure of which may cause loss of human life or bodily injury ("Unintended Usage"). Unintended Usage include atomic energy control instruments, airplane or spaceship instruments, transportation instruments, traffic signal instruments, combustion control instruments, medical instruments, all types of safety devices, etc.. Unintended Usage of TOSHIBA products listed in this document shall be made at the customer's own risk.
- The products described in this document are subject to the foreign exchange and foreign trade laws.
- The information contained herein is presented only as a guide for the applications of our products. No responsibility is assumed by TOSHIBA CORPORATION for any infringements of intellectual property or other rights of the third parties which may result from its use. No license is granted by implication or otherwise under any intellectual property or other rights of TOSHIBA CORPORATION or others.
- The information contained herein is subject to change without notice.