

RECTIFIER STACK (BRIDGE)

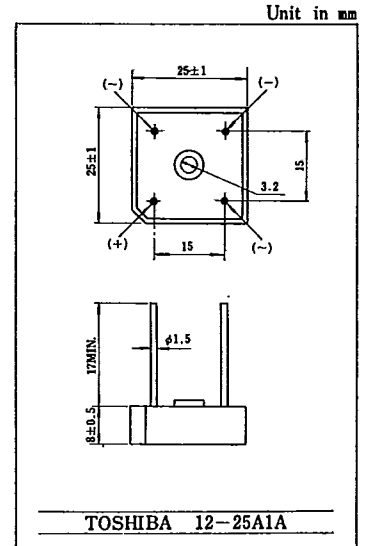
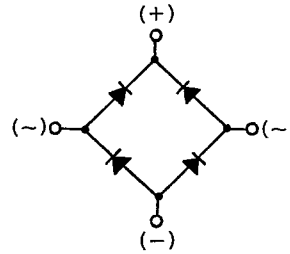
10J4B41

600V 10A

MAXIMUM RATINGS

CHARACTERISTIC	SYMBOL	RATING	UNIT
Repetitive Peak Reverse Voltage	10B4B41	100	V
	10D4B41	200	
	10G4B41	400	
	10J4B41	600	
Average Output Rectified Current	T _a =30°C	4.3A	A
	T _f =80°C	10A	
Peak One Cycle Surge Forward Current (Non-Repetitive)	I _{FSM}	200	A
Junction Temperature	T _j	-40~150	°C
Storage Temperature Range	T _{stg}	-40~150	°C
Screw Torque		7	kg cm

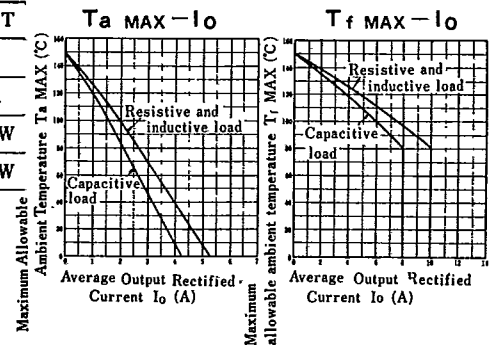
POLARITY



ELECTRICAL CHARACTERISTICS

CHARACTERISTIC	SYMBOL	CONDITION	MIN.	MAX.	UNIT
Peak Forward Voltage	V _{FM}	I _{FM} =15A, T _a =25°C	-	1.05	V
Repetitive Peak Reverse Current	I _{RRM}	V _{RRM} =Rated, T _j =25°C	-	10	μA
Thermal Resistance (Junction to Fin)	R _{th(j-f)}	DC	-	3.6	°C/W
Thermal Resistance (Junction to Ambient)	R _{th(j-a)}	DC	-	16	°C/W

- Notes : 1. Fully coat the contact surface between the cooling fin and rectifier stack with silicon grease, and contact them each other.
 2. T_f : External cooling fin temperature.



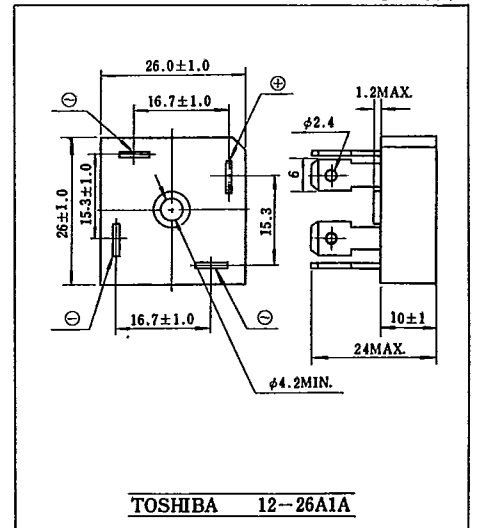
15J4B41

600V 15A

MAXIMUM RATINGS

CHARACTERISTIC	SYMBOL	RATING	UNIT
Repetitive Peak reverse voltage	15B4B41	100	V
	15D4B41	200	
	15G4B41	400	
	15J4B41	600	
Average Output Rectified Current	T _a =30°C	5.0	A
	T _f =86°C	15	
Peak One Cycle Surge Current	I _{FSM}	250	A
Junction temperature	T _j	-40~150	°C
Storage Temperature Range	T _{stg}	-40~150	°C
Screw Torque		10	kg cm

Unit in mm



ELECTRICAL CHARACTERISTICS

CHARACTERISTIC	SYMBOL	CONDITION	MIN.	MAX.	UNIT
Peak Forward Voltage	V _{RRM}	I _{FM} =22A, T _a =25°C	-	1.0	V
Repetitive Peak Reverse Current	I _{RRM}	V _{RRM} =Rated, T _j =25°C	-	10	μA
Thermal Resistance (Junction to Fin)	R _{th(j-f)}	DC	-	2.35	°C/W
Thermal Resistance (Junction to Ambient)	R _{th(j-a)}	DC	-	15	°C/W

- Notes : 1. Fully coat the contact surface between the cooling fin and rectifier stack with silicon grease, and then contact them each other.

POLARITY

