

**RF 1:1 Transmission Line Transformer
4.5 — 3000 MHz**

**MABA-007159-000000
V3P**

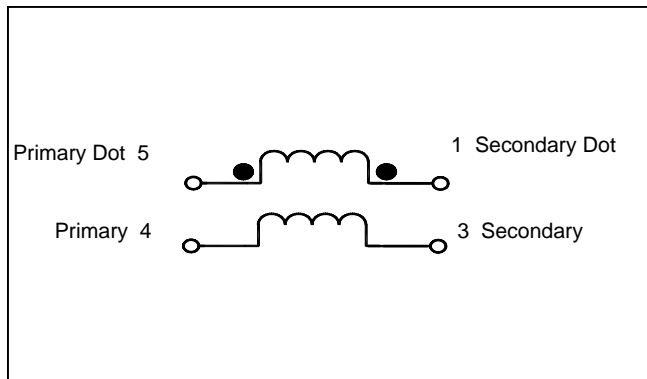
Features

- Surface mount
- Wide frequency range
- 1:1 impedance
- Lead Free
- RoHS equivalent to the ETC1-1-13 transformer
- RoHS* Compliant and is 260°C reflow compatible.
- Available on Tape and Reel, reel quantity 2000

Description

M/A-COM's MABA-007159-000000 is a RoHS compliant 1:1 RF transmission line transformer in a low cost, surface mount package. The windings of the MABA-007159-000000 are welded to the package substrate for improved reliability and to eliminate lead content. Ideally suited for high volume cellular and wireless application. Parts are packaged in tape & reel.

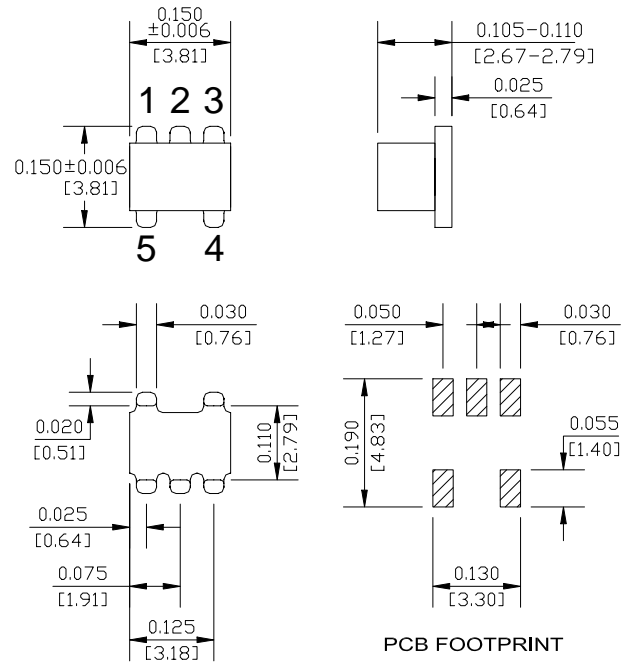
Schematic



Pin Configuration

Pin No.	Function
1	Secondary Dot
2	Not Connected
3	Secondary
4	Primary
5	Primary Dot

SM-22 package



Ordering Information

Part Number	Package
MABA-007159-000000	2000 piece reel

Note: Reference Application Note M513 for reel size information.

Absolute Maximum Ratings ^{1,2}

Parameter	Absolute Maximum
DC Power	250 mW
DC Current	30 mA
Operating Temperature	-40°C to +85°C
Storage Temperature	-55°C to +125°C

1. Exceeding any one or combination of these limits may cause permanent damage to this device.
2. M/A-COM does not recommend sustained operation near these survivability limits.

This PRELIMINARY Data Sheet contains information regarding a product M/A-COM has under development. Performance is based on measured results and target specifications. Commitment to produce in volume is not guaranteed.

* Restrictions on Hazardous Substances, European Union Directive 2002/95/EC.

**RF 1:1 Transmission Line Transformer
4.5 — 3000 MHz**

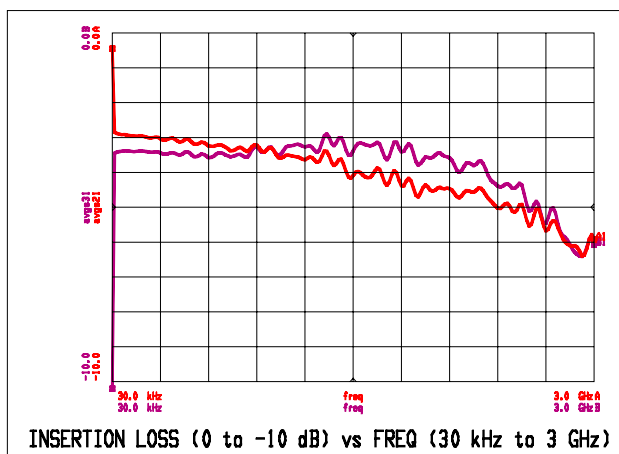
MABA-007159-000000
V3P

Electrical Specifications: $T_A = 25^\circ\text{C}$, $Z_0 = 50\Omega$ ¹

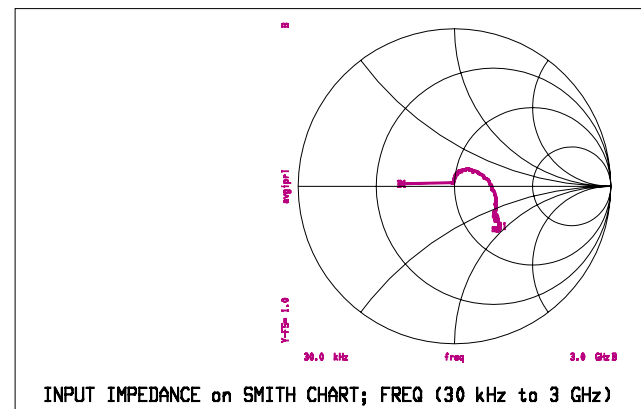
Parameter	Test Conditions	Test Conditions	Units	Min	Typ	Max
RF Frequency	-	4.5 - 3000	MHz	-	-	-
Insertion Loss	-	4.5 - 1000	dB	-	0.32	1.0
		1000 - 2000	dB	-	-	2.0
		2000 - 3000	dB	-	-	3.5
Amplitude Unbalance	-	4.5 - 1000	dB	-	-	1.0
Phase Unbalance	-	4.5 - 1000	Degrees	-	-	20

Typical Performance Curves

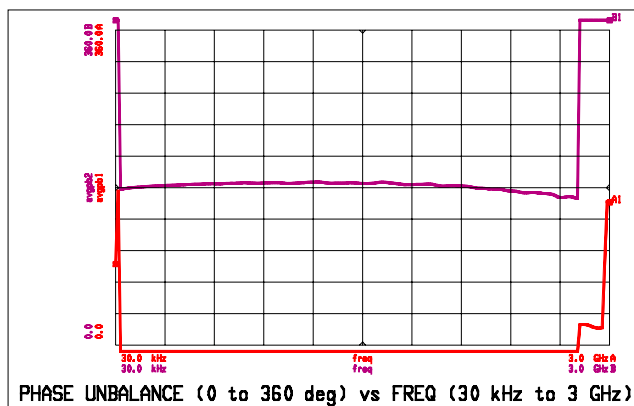
Insertion Loss



Input Impedance



Phase Unbalance



Amplitude Unbalance

