

Cascadable Amplifier 5 to 200 MHz

A71/ SMA71

V2

Features

- AVAILABLE IN SURFACE MOUNT
- LOW NOISE: 2.1 dB (TYP.)
- HIGH GAIN 18 dB (TYP.)
- LOW VSWR <1.4:1 (TYP.)

Description


The A71 RF amplifier is a discrete hybrid design, which uses thin film manufacturing processes for accurate performance and high reliability.

This single stage bipolar transistor feedback amplifier design displays impressive performance over a broadband frequency range. Both TO-8 and Surface Mount packages are Hermetically sealed, and MIL-STD-883 environmental screening is available.

Ordering Information

Part Number	Package
A71	TO-8
SMA71	Surface Mount
CA71	SMA Connectorized

Product Image



Electrical Specifications: $Z_0 = 50\Omega$, $V_{CC} = +15 V_{DC}$

Parameter	Units	Typical	Guaranteed	
		25°C	0° to 50°C	-54° to +85°C*
Frequency	MHz	1-300	5-200	5-200
Small Signal Gain (min)	dB	18.0	16.5	16.0
Gain Flatness (max)	dB	±0.5	±0.8	±1.0
Reverse Isolation	dB	22		
Noise Figure (max)	dB	2.1	2.5	2.8
Power Output @ 1 dB comp. (min)	dBm	-2.5	-3.0	-3.5
IP3	dBm	+10		
IP2	dBm	+11.5		
Second Order Harmonic IP	dBm	+18.5		
VSWR Input / Output (max)		1.4:1 / 1.4:1	1.9:1 / 1.9:1	2.0:1 / 2.0:1
DC Current @ 15 Volts (max)	mA	9	11	13

Absolute Maximum Ratings

Parameter	Absolute Maximum
Storage Temperature	-62°C to +125°C
Case Temperature	125°C
DC Voltage	+18 V
Continuous Input Power	+13 dBm
Short Term Input power (1 minute max.)	50 mW
Peak Power (3 µsec max.)	0.5 W
"S" Series Burn-In Temperature (case)	+125°C

Thermal Data: $V_{CC} = +15 V_{DC}$

Parameter	Rating
Thermal Resistance θ_{jc}	45°C/W
Transistor Power Dissipation P_d	0.053 W
Junction Temperature Rise Above Case T_{jc}	2°C

* Over temperature performance limits for part number CA71, guaranteed from 0°C to +50°C only.

M/A-COM Inc. and its affiliates reserve the right to make changes to the product(s) or information contained herein without notice. M/A-COM makes no warranty, representation or guarantee regarding the suitability of its products for any particular purpose, nor does M/A-COM assume any liability whatsoever arising out of the use or application of any product(s) or information.

• **North America** Tel: 800.366.2266 / Fax: 978.366.2266
 • **Europe** Tel: 44.1908.574.200 / Fax: 44.1908.574.300
 • **Asia/Pacific** Tel: 81.44.844.8296 / Fax: 81.44.844.8298

Visit www.macom.com for additional data sheets and product information.

Cascadable Amplifier 5 to 200 MHz

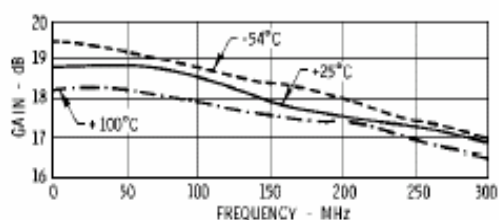
A71/ SMA71

V2

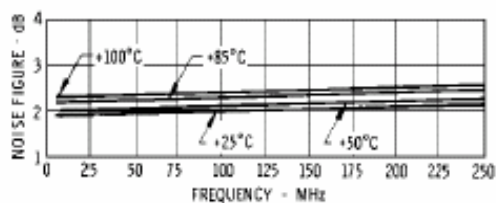
Typical Performance Curves at +25°C

Outline Drawing: TO-8 *

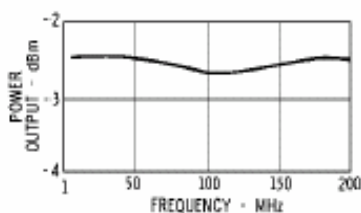
Gain



Noise Figure

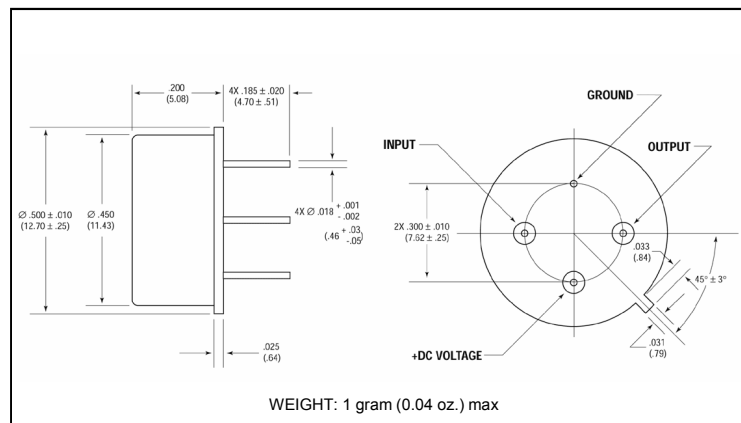
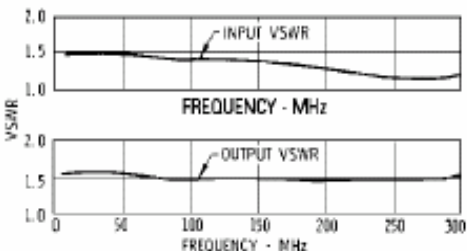


Power Output*

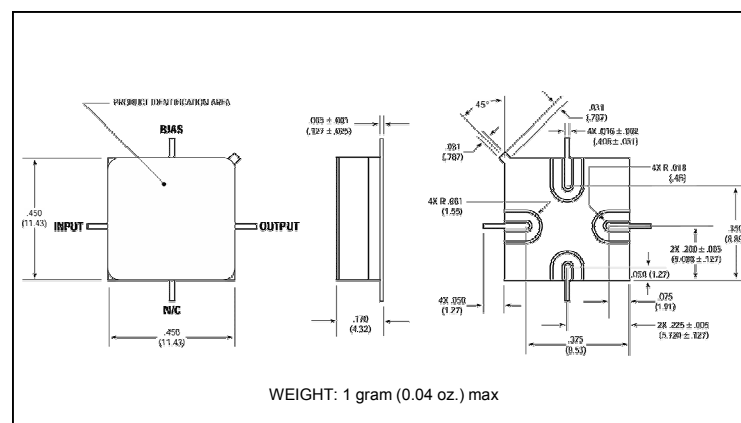


*at 1 dB Gain Compression

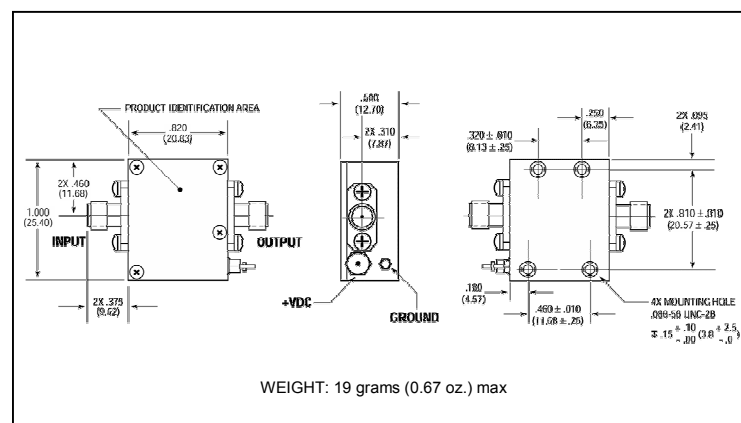
VSWR



Outline Drawing: Surface Mount *



Outline Drawing: SMA Connectorized *



* Dimensions are inches (millimeters) ± 0.015 (0.38) unless otherwise specified.