

Cascadable Amplifier 5 to 500 MHz

A74-2/ SMA74-2

V2

Features

- AVAILABLE IN SURFACE MOUNT
- HIGH GAIN - TWO STAGES: 26 dB (TYP.)
- LOW POWER DRAIN 65 m W AT 5 VOLTS


Description

The A74-2 RF amplifier is a discrete hybrid design, which uses thin film manufacturing processes for consistent performance and high reliability.

This 2 stage bipolar transistor feedback amplifier design displays impressive performance over a broadband frequency range. An active DC biasing network insures temperature-stable performance.

Both TO-8 and Surface Mount packages are hermetically sealed, and MIL-STD-883 environmental screening is available

Product Image



Ordering Information

Part Number	Package
A74-2	TO-8
SMA74-2	Surface Mount
CA74-2	SMA Connectorized

Electrical Specifications: $Z_0 = 50\Omega$, $V_{CC} = +5 V_{DC}$

Parameter	Units	Typical	Guaranteed	
		25°C	0° to 50°C	-54° to +85°C*
Frequency	MHz	1-550	5-500	5-500
Small Signal Gain (min)	dB	26.0	25.0	24.0
Gain Flatness (max)	dB	±0.8	±1.0	±1.2
Reverse Isolation	dB	36		
Noise Figure (max)	dB	3.8	4.3	4.8
Power Output @ 1 dB comp. (min)	dBm	-1.0	-2.0	-2.0
IP3	dBm	+10		
IP2	dBm	+16		
Second Order Harmonic IP	dBm	+20		
VSWR Input / Output (max)		1.5:1 / 1.5:1	1.9:1 / 1.9:1	2.0:1 / 2.0:1
DC Current @ 5 Volts (max)	mA	13	16	18

Absolute Maximum Ratings

Parameter	Absolute Maximum
Storage Temperature	-62°C to +125°C
Case Temperature	125°C
DC Voltage	+7 V
Continuous Input Power	+6 dBm
Short Term Input power (1 minute max.)	50 mW
Peak Power (3 µsec max.)	0.5 W
"S" Series Burn-In Temperature (case)	125°C

Thermal Data: $V_{CC} = +5 V_{DC}$

Parameter	Rating
Thermal Resistance θ_{jc}	45°C/W
Transistor Power Dissipation P_d	0.023 W
Junction Temperature Rise Above Case T_{jc}	1°C

* Over temperature performance limits for part number CA74-2, guaranteed from 0°C to +50°C only.

M/A-COM Inc. and its affiliates reserve the right to make changes to the product(s) or information contained herein without notice. M/A-COM makes no warranty, representation or guarantee regarding the suitability of its products for any particular purpose, nor does M/A-COM assume any liability whatsoever arising out of the use or application of any product(s) or information.

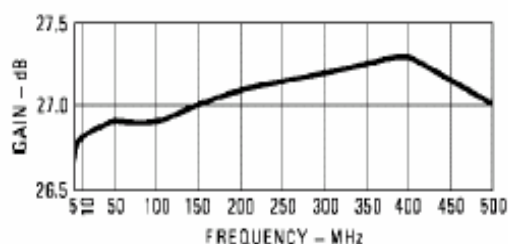
• **North America** Tel: 800.366.2266 / Fax: 978.366.2266
 • **Europe** Tel: 44.1908.574.200 / Fax: 44.1908.574.300
 • **Asia/Pacific** Tel: 81.44.844.8296 / Fax: 81.44.844.8298

Visit www.macom.com for additional data sheets and product information.

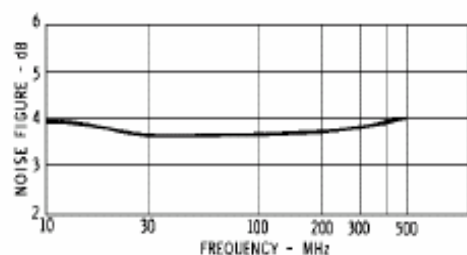
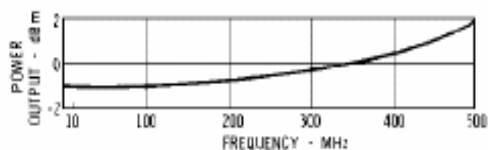
A74-2/ SMA74-2

V2

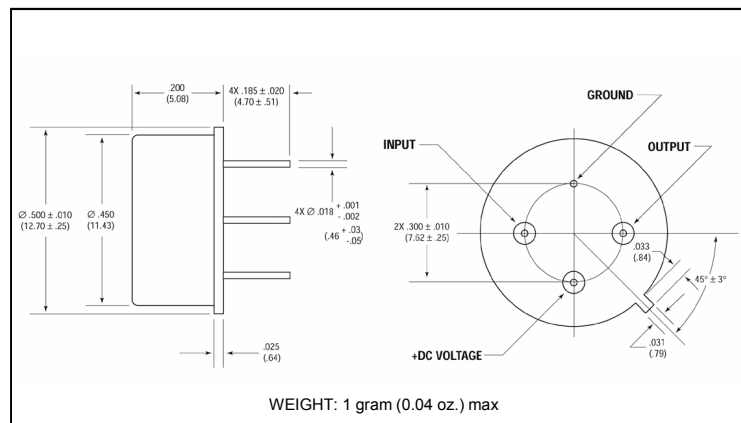
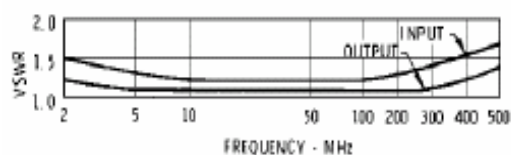
Outline Drawing: TO-8 *



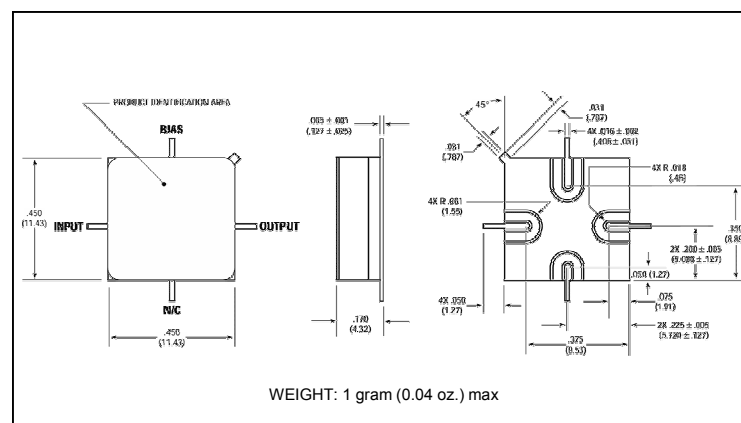
Noise Figure

**Power Output***

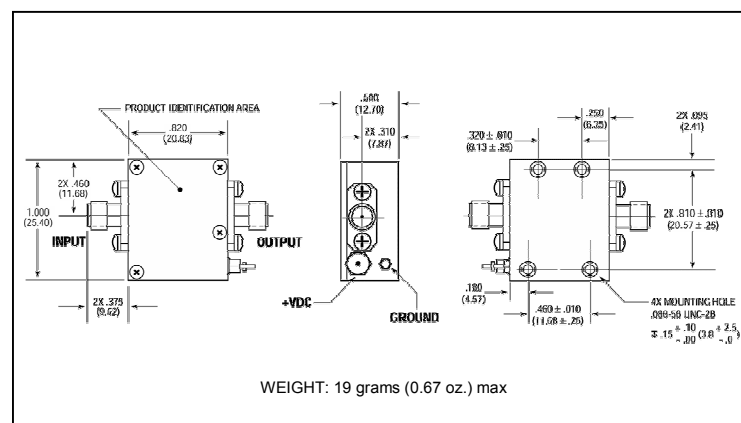
*at 1 dB Gain Compression

VSWR

Outline Drawing: Surface Mount *



Outline Drawing: SMA Connectorized *



* Dimensions are inches (millimeters) ± 0.015 (0.38) unless otherwise specified.