

Cascadable Amplifier 20 to 500 MHz

A81-3/ SMA81-3

V2

Features

- HIGH REVERSE ISOLATION >35 dBm (TYP.)
- EXCEPTIONAL OUTPUT VSWR 1.1:1 (TYP.)
- LOW NOISE 3.6 dB (TYP.)
- MEDIUM OUTPUT LEVEL +8.0 dBm (TYP.)


Description

The A81-3 RF amplifier is a discrete hybrid design, which uses thin film manufacturing processes for accurate performance and high reliability. The 2 stage silicon bipolar feedback amplifier design displays impressive performance over a broadband frequency range. An isolation transformer is used in the feedback loop, with the benefit of high reverse isolation. Both TO-8 and Surface Mount packages are hermetically sealed, and MIL-STD-883 environmental screening is available.

Ordering Information

Part Number	Package
A81-3	TO-8
SMA81-3	Surface Mount
CA81-3	SMA Connectorized

Product Image



Electrical Specifications: $Z_0 = 50\Omega$, $V_{CC} = +15 V_{DC}$

Parameter	Units	Typical	Guaranteed	
		25°C	0° to 50°C	-54° to +85°C*
Frequency	MHz	10-500	20-500	20-500
Small Signal Gain (min)	dB	17.0	16.0	15.5
Gain Flatness (max)	dB	±0.2	±0.5	±0.7
Reverse Isolation	dB	36		
Noise Figure (max)	dB	4.0	4.5	5.0
Power Output @ 1 dB comp. (min)	dBm	8.0	7.5	7.0
IP3	dBm	+20		
IP2	dBm	+28		
Second Order Harmonic IP	dBm	+32		
VSWR Input / Output (max)		1.5:1 / 1.1:1	1.8:1 / 1.3:1	2.0:1 / 1.3:1
DC Current @ 15 Volts (max)	mA	29	31	33

Absolute Maximum Ratings

Parameter	Absolute Maximum
Storage Temperature	-62°C to +125°C
Case Temperature	125°C
DC Voltage	+17 V
Continuous Input Power	+10 dBm
Short Term Input power (1 minute max.)	50 mW
Peak Power (3 µsec max.)	0.5 W
"S" Series Burn-In Temperature (case)	125°C

Thermal Data: $V_{CC} = +15 V_{DC}$

Parameter	Rating
Thermal Resistance θ_{jc}	45°C/W
Transistor Power Dissipation P_d	0.157 W
Junction Temperature Rise Above Case T_{jc}	7°C

* Over temperature performance limits for part number CA81-3, guaranteed from 0°C to +50°C only.

M/A-COM Inc. and its affiliates reserve the right to make changes to the product(s) or information contained herein without notice. M/A-COM makes no warranty, representation or guarantee regarding the suitability of its products for any particular purpose, nor does M/A-COM assume any liability whatsoever arising out of the use or application of any product(s) or information.

• **North America** Tel: 800.366.2266 / Fax: 978.366.2266
 • **Europe** Tel: 44.1908.574.200 / Fax: 44.1908.574.300
 • **Asia/Pacific** Tel: 81.44.844.8296 / Fax: 81.44.844.8298

Visit www.macom.com for additional data sheets and product information.

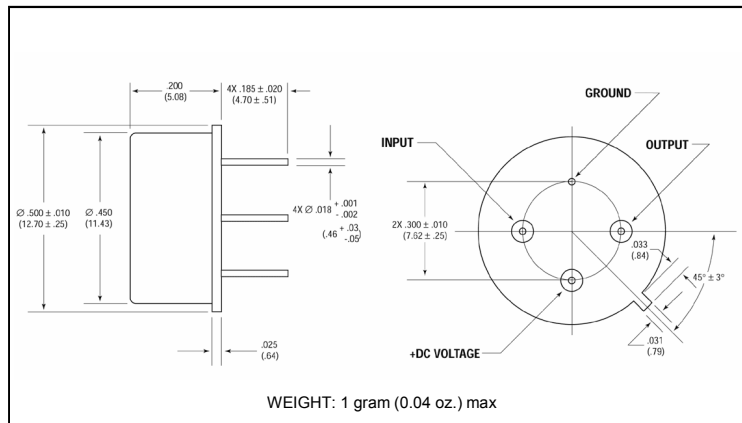
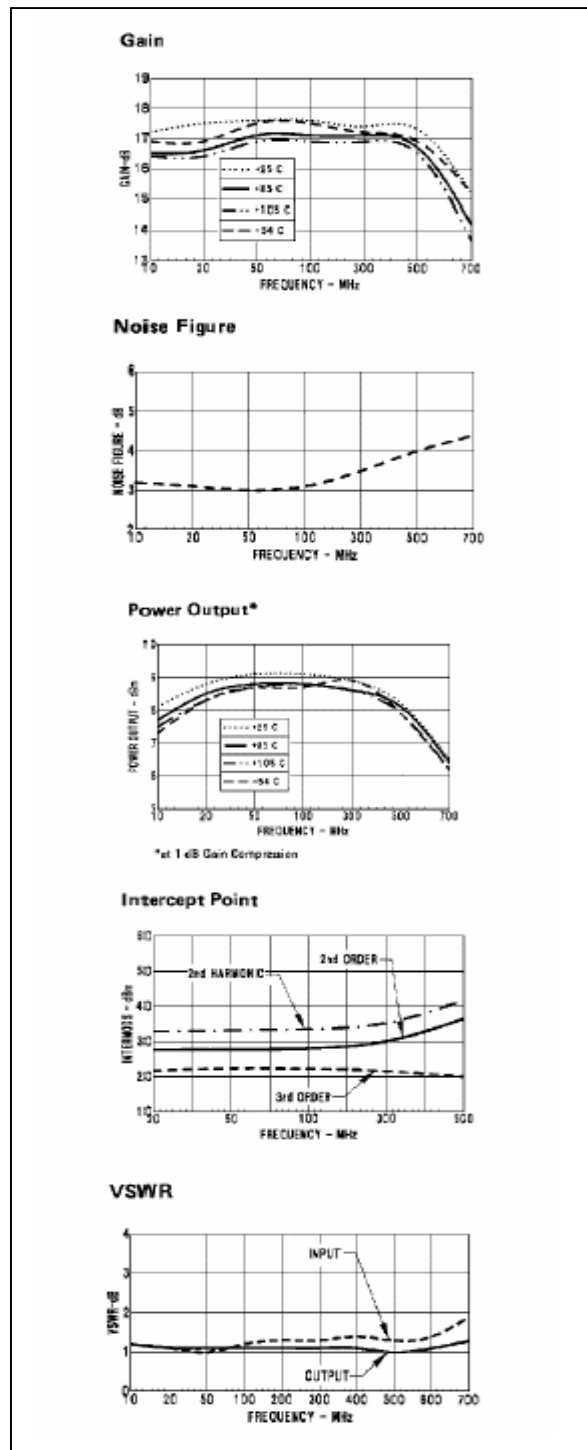
Cascadable Amplifier 20 to 500 MHz

A81-3/ SMA81-3

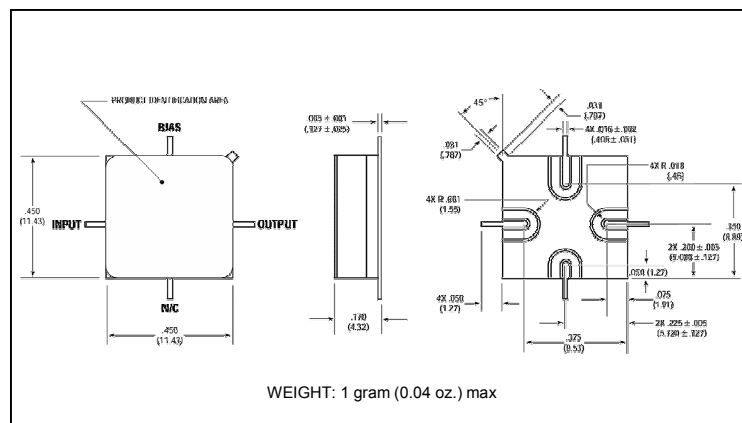
V2

Typical Performance Curves at +25°C

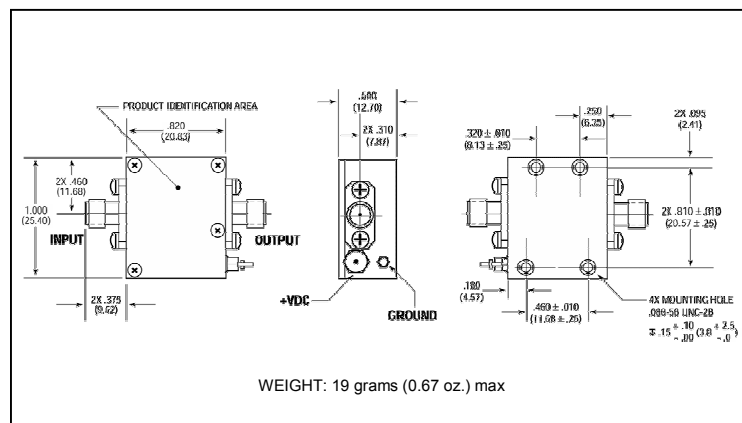
Outline Drawing: TO-8 *



Outline Drawing: Surface Mount *



Outline Drawing: SMA Connectorized *



* Dimensions are inches (millimeters) ±0.015 (0.38) unless otherwise specified.