tyco Electronics

RoHS Compliant

M/A-COM

Cascadable Amplifier 20 to 250 MHz

A81/ SMA81

V3

Features

- HIGH REVERSE ISOLATION: >30 dB (TYP.)
- HIGH GAIN: 26 dB (TYP.)
- HIGH LEVEL OUTPUT: +17 dBm (TYP.)
- LOW NOISE: 2.6 dB (TYP.)

Description

The A81 RF amplifier is a discrete hybrid design, which uses thin film manufacturing processes for accurate performance and high reliability.
The 2 stage silicon bipolar feedback amplifier design displays impressive performance over a broadband frequency range.
An isolation transformer is used in the feedback loop, with the benefit of high reverse isolation.
Both TO-8 and Surface Mount packages are hermetically sealed, and MIL-STD-883 environmental screening is available.

Product Image



Ordering Information

Part Number	Package
A81	TO-8
SMA81	Surface Mount
CA81**	SMA Connectorized

** The connectorized version is not RoHs compliant.

Electrical Specifications: Z_0 = 50Ω, V_{CC} = +15 V_{DC}

Parameter	Units	Typical	Guaranteed	
		25ºC	0º to 50ºC	-54º to +85ºC*
Frequency	MHz	10-300	20-250	20-250
Small Signal Gain (min)	dB	25.5	24.5	24.0
Gain Flatness (max)	dB	±0.1	±0.5	±0.7
Reverse Isolation	dB	31		
Noise Figure (max)	dB	3.0	3.5	4.0
Power Output @ 1 dB comp. (min)	dBm	17.0	16.0	15.5
IP3	dBm	+28		
IP2	dBm	+35		
Second Order Harmonic IP	dBm	+41		
VSWR Input / Output (max)		1.5:1 / 1.5:1	1.9:1 / 1.9:1	2.0:1 / 2.0:1
DC Current @ 15 Volts (max)	mA	33	37	39

* Over temperature performance limits for part number CA81, guaranteed from 0°C to +50°C only.

Absolute Maximum Ratings

Parameter	Absolute Maximum
Storage Temperature	-62ºC to +125ºC
Case Temperature	125ºC
DC Voltage	+17 V
Continuous Input Power	+10 dBm
Short Term Input power (1 minute max.)	50 mW
Peak Power (3 µsec max.)	0.5 W
"S" Series Burn-In Temperature (case)	125ºC

Thermal Data: V_{CC} = +15 V_{DC}

Parameter	Rating
Thermal Resistance θ_{jc}	184ºC/W
Transistor Power Dissipation P_d	0.155 W
Junction Temperature Rise Above Case T_{jc}	28ºC

M/A-COM Inc. and its affiliates reserve the right to make changes to the product(s) or information contained herein without notice. M/A-COM makes no warranty, representation or guarantee regarding the suitability of its products for any particular purpose, nor does M/A-COM assume any liability whatsoever arising out of the use or application of any product(s) or information.

- **North America** Tel: 800.366.2266 / Fax: 978.366.2266
- **Europe** Tel: 44.1908.574.200 / Fax: 44.1908.574.300
- **Asia/Pacific** Tel: 81.44.844.8296 / Fax: 81.44.844.8298

Visit www.macom.com for additional data sheets and product information.

Typical Performance Curves at +25°C

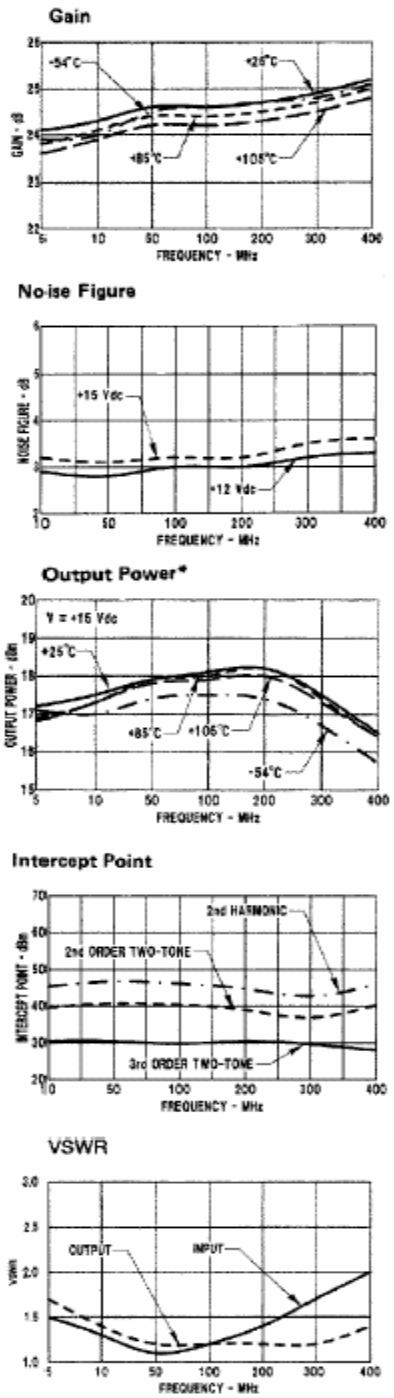

Outline Drawing: TO-8 *

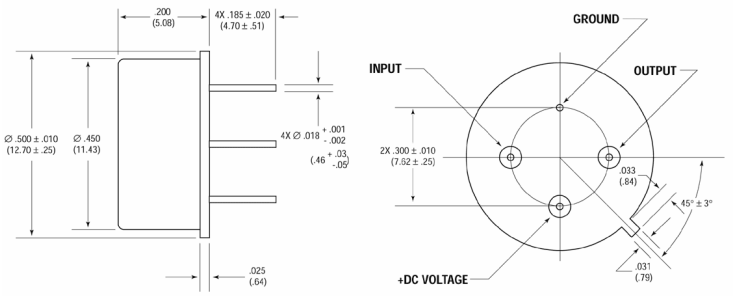

WEIGHT: 1 gram (0.04 oz.) max

Outline Drawing: Surface Mount *

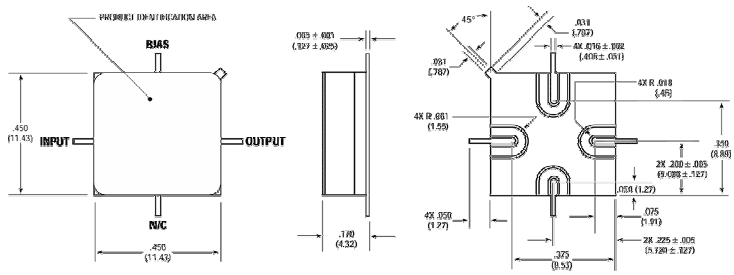

WEIGHT: 1 gram (0.04 oz.) max

Outline Drawing: SMA Connectorized *

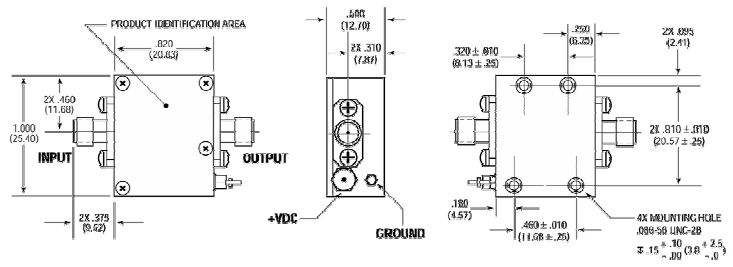

WEIGHT: 19 grams (0.67 oz.) max

* Dimensions are inches (millimeters) ±0.015 (0.38) unless otherwise specified.

M/A-COM Inc. and its affiliates reserve the right to make changes to the product(s) or information contained herein without notice. M/A-COM makes no warranty, representation or guarantee regarding the suitability of its products for any particular purpose, nor does M/A-COM assume any liability whatsoever arising out of the use or application of any product(s) or information.

- **North America** Tel: 800.366.2266 / Fax: 978.366.2266
- **Europe** Tel: 44.1908.574.200 / Fax: 44.1908.574.300
- **Asia/Pacific** Tel: 81.44.844.8296 / Fax: 81.44.844.8298

Visit www.macom.com for additional data sheets and product information.