

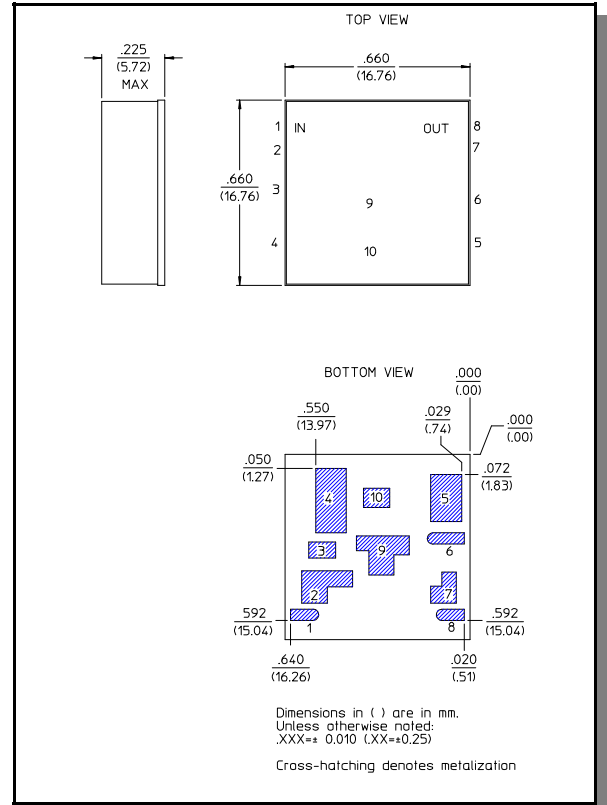
## Features

- Gain: 14.5 dB Nominal
- IP3 of +40 dBm Typical
- Land Grid Array (LGA) Package
- Compression point of +25 dBm Typical
- 50 ohm impedance
- Test boards are available
- Tape and Reel Packaging Available

## Description

M/A-COM's AM05-0005 is a coupler feedback amplifier with high intercept and compression points. This device is in a ceramic land grid array package. This package is designed for standard surface mount pick and place. Due to the ceramic package the thermal rise minimized. The ground plane on the PC board should be configured to remove heat from under the package. AM05-0005 is ideally suited for use where a high intercept commercial amplifier is required at a low cost.

## LGA-1



## Electrical Specifications: $T_A = 25^\circ\text{C}$

Parameter	Test Conditions	Frequency	Units	Min.	Typ.	Max.
Gain	—	50 MHz	dB	14.0	14.5	15.0
Gain Flatness	—	15 - 100 MHz	dB	—	± 0.2	± 0.4
VSWR	—	15 - 100 MHz	Ratio	—	1.4:1	1.8:1
1 dB Compression	Output Power	15 - 100 MHz	dBm	23	27	—
Output IP <sub>2</sub>	Two-tone inputs up to +10 dBm	15 - 100 MHz	dBm	55	65	—
Output IP <sub>3</sub>	Two-tone inputs up to +10 dBm	15 - 100 MHz	dBm	37	46	—
Noise Figure	—	15 - 100 MHz	dB	—	2.7	5.0
Reverse Transmission	—	15 - 100 MHz	dB	—	-21	-19
+V	—	—	V	11.4	12.0	12.6
I <sub>bias</sub>	1.1W Typical	—	mA	—	88	120

## Absolute Maximum Ratings <sup>1</sup>

Parameter	Absolute Maximum
Max Input Power	+15 dBm
Vbias	-0.5 to +14.0 V
Operating Temperature	-40°C to +85°C
Storage Temperature	-65°C to +125°C

1. Operation of this device above any one of these parameters may cause permanent damage.

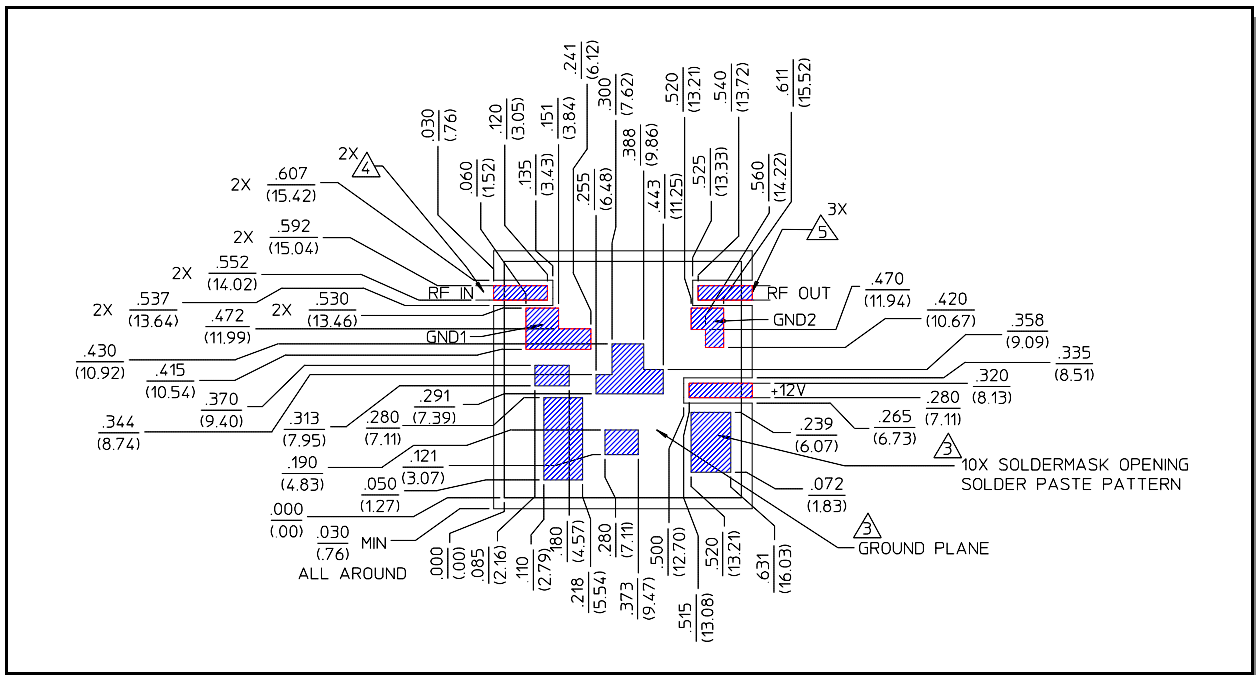
## Pin Configuration

Pin #	Function	Pin #	Function
1	RF IN	6	V <sub>bias</sub>
2	GND 1	7	GND 2
3	GND	8	RF OUT
4	GND	9	GND
5	GND	10	GND

## S-Parameter Data

Frequency (MHz)	S11		S21			S12			S22	
	MAG	ANG	dB	MAG	ANG	dB	MAG	ANG	MAG	ANG
5	0.1220	-32	13.83	4.92	-173	-22.65	0.07	170	0.1541	40
20	0.0844	-60	14.38	5.24	169	-22.19	0.08	167	0.0734	-44
35	0.0677	-81	14.57	5.36	154	-21.89	0.08	154	0.0558	-67
50	0.0611	-95	14.60	5.37	141	-21.80	0.08	141	0.0542	-68
65	0.0584	-107	14.55	5.34	128	-21.88	0.08	128	0.0647	-67
80	0.0582	-119	14.52	5.32	115	-22.02	0.08	115	0.0799	-72
95	0.0597	-130	14.46	5.29	102	-22.25	0.08	101	0.0938	-82
110	0.0626	-143	14.46	5.29	89	-22.56	0.07	89	0.1014	-92
125	0.0665	-158	14.40	5.25	75	-22.93	0.07	76	0.0984	-102

## Recommended Board Layout



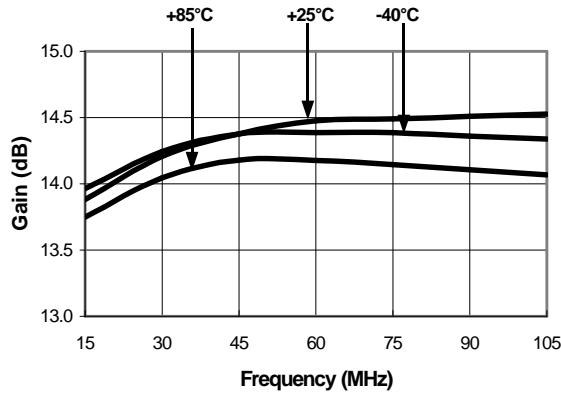
Specifications subject to change without notice.

- North America: Tel. (800) 366-2266
- Asia/Pacific: Tel.+81-44-844-8296, Fax +81-44-844-8298
- Europe: Tel. +44 (1344) 869 595, Fax+44 (1344) 300 020

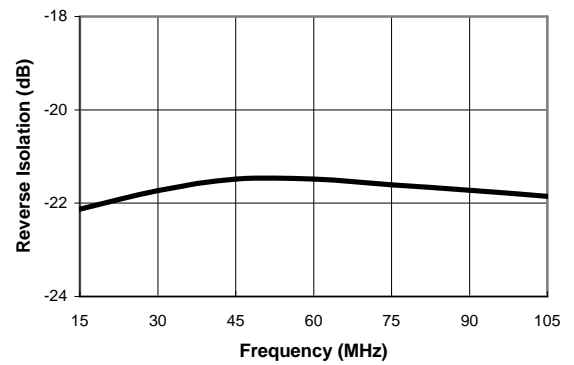
Visit [www.macom.com](http://www.macom.com) for additional data sheets and product information.

Typical Performance Curves

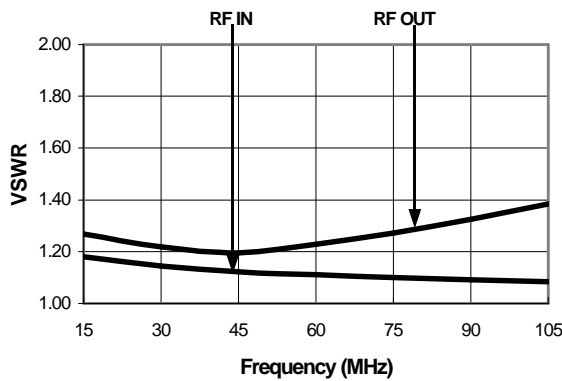
Gain vs. Frequency



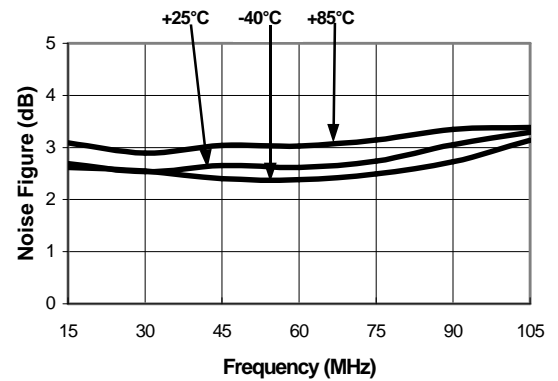
Reverse Isolation vs. Frequency



VSWR vs. Frequency



Noise Figure vs. Frequency



Ordering Information

Part Number	Package
AM05-0005	Bulk Packaging
AM05-0005TR	Tape and Reel (1K Reel)
AM05-0005-TB	Device provided on Test Board

Specifications subject to change without notice.

- North America: Tel. (800) 366-2266
- Asia/Pacific: Tel.+81-44-844-8296, Fax +81-44-844-8298
- Europe: Tel. +44 (1344) 869 595, Fax+44 (1344) 300 020

Visit [www.macom.com](http://www.macom.com) for additional data sheets and product information.