

20 dB Bi-directional Coupler

2 - 32 MHz

CD-920-4

V2.00

Features

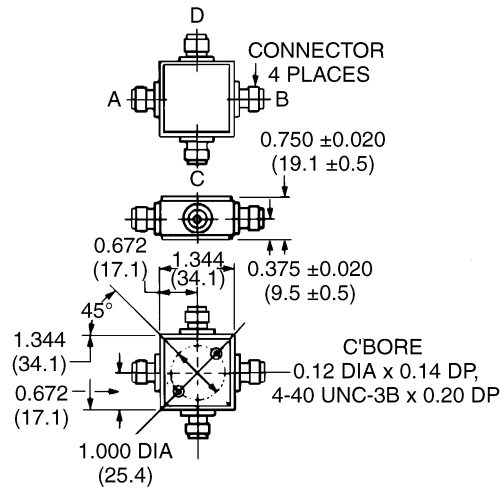
- Low Loss: 0.2 dB Max.
- High Directivity: 35 dB Min.
- Constant Coupling: Typically within ± 0.15 dB
- 50 W Max Input Power
- MIL-STD-202 Screening Available

C-8-920

Guaranteed Specifications* (From -55°C to +85°C)

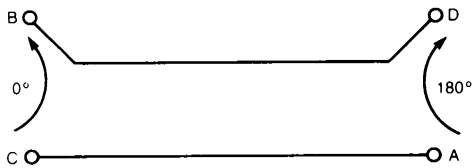
Frequency Range	2 - 32 MHz
Coupling (Input to Output)	20 \pm 0.15 dB
Coupling Flatness	± 0.15 dB Max.
VSWR	1.07:1 Max.
Directivity (Both Directions)	35 dB Min.
Main Line Loss	0.2 dB Max.

*All specifications apply with 50 ohm source and load impedance.
This product contains elements protected by United States Patent Number 3,426,298.



Dimensions in () are in mm.
Unless Otherwise Noted: .xxx = ± 0.015 (.x = ± 0.4)
WEIGHT (APPROX.): 2.5 OUNCES 71 GRAMS

Functional Diagram



Ordering Information

Part Number	Package
CD-920-4 BNC	Connectorized

Specifications Subject to Change Without Notice.

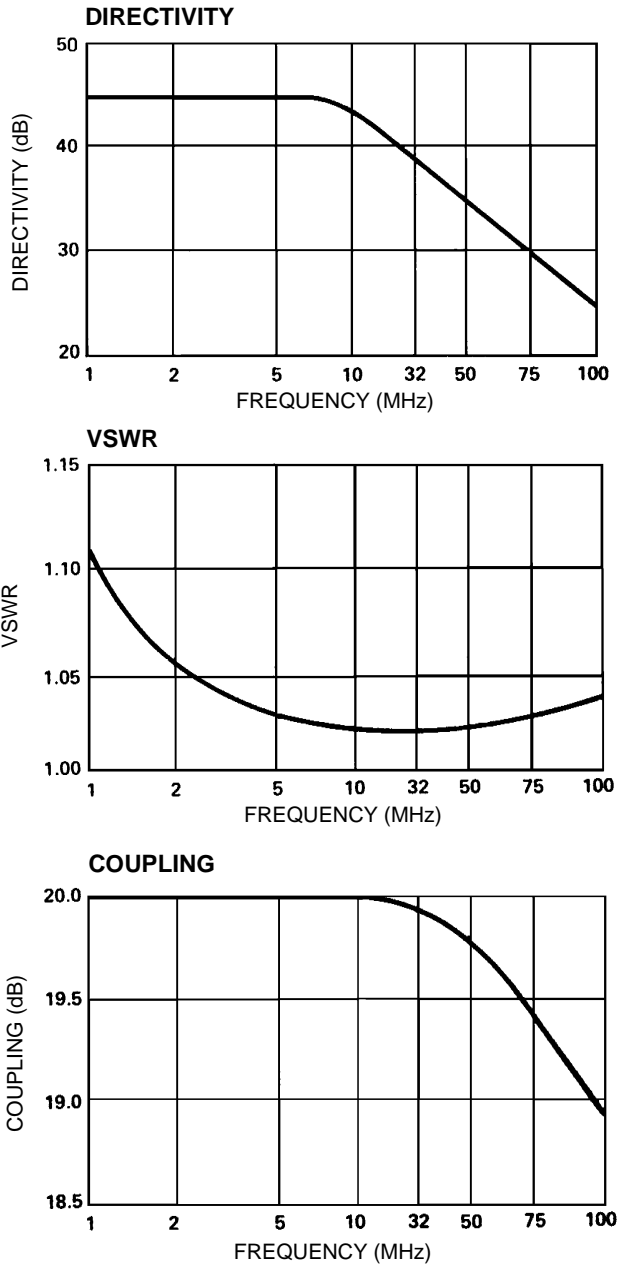
M/A-COM, Inc.

North America: Tel. (800) 366-2266
Fax (800) 618-8883

■ Asia/Pacific: Tel. +81 (03) 3226-1671
Fax +81 (03) 3226-1451

■ Europe: Tel. +44 (1344) 869 595
Fax +44 (1344) 300 020

Typical Performance



Specifications Subject to Change Without Notice.