

Two-Way Power Divider 400 kHz - 400 MHz

DS-/DSS-113

V2.00

Features:

- Fully Hermetic Package (DSS-113)
- Three Decade Bandwidth
- Low Loss: 0.25dB Typically
- MIL-STD-202 Screening Available

Guaranteed Specifications* (From -55°C to +85°C)

	DS-113	DSS-113
Frequency Range	0.4 - 400	0.4 - 400 MHz
Insertion Loss (Less Coupling)	0.75	0.75 dB Max.
Isolation	25	25 dB Min.
Amplitude Balance	0.15	0.15 dB Max.
Phase Balance	1.0°	1.5° Max.
VSWR (All Ports)	1.5:1	1.6:1 Max.

Operating Characteristics

Impedance	50 Ohms Nominal
Maximum Power Rating or Input Power	1 W. Max.
Internal Load Dissipation	0.05 W. Max.

Pin Configuration

	DS-113	DSS-113S
Σ	P1	P1
Output 'C'	P4	P2
Output 'D'	P8	P4

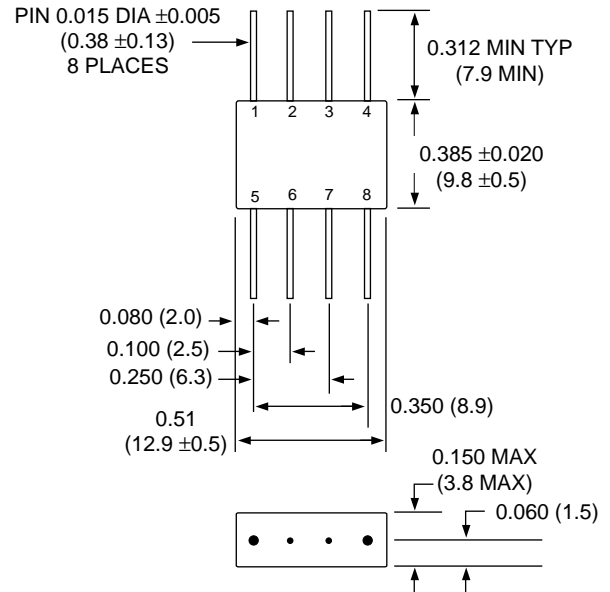
Case and all other pins ground.

Ordering Information

Part Number	Package
DS-113 PIN	FP-2 Flatpack
DSS-113 PIN	SF-1 Surface Mount

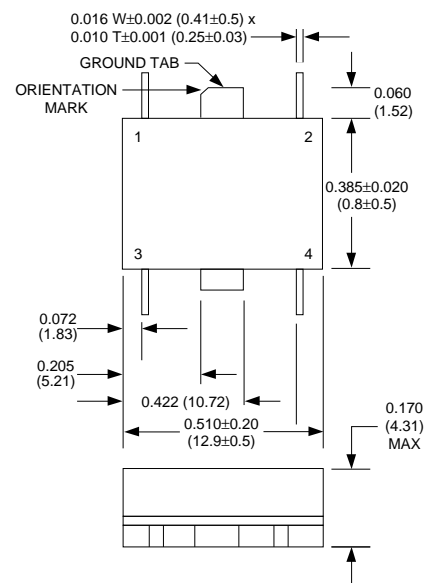
*All specifications apply with 50 ohm source and load impedance.

FP-2



Dimensions in () are in mm.
Unless Otherwise Noted: .xxx = ±0.010 (.xx = ±0.25)
.xx = ±0.02 (.x = ±0.5)
WEIGHT (APPROX.): 0.09 OUNCES 2.5 GRAMS

SF-1



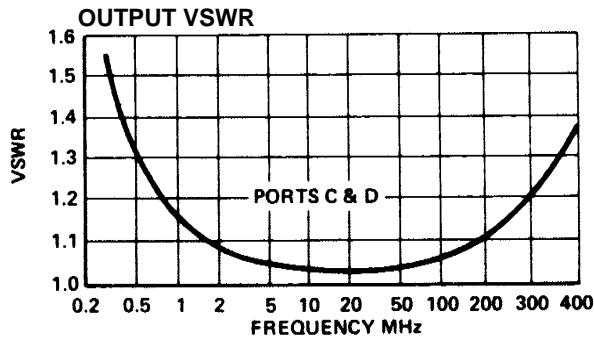
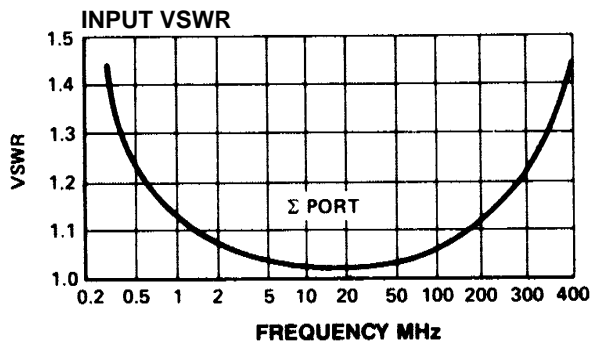
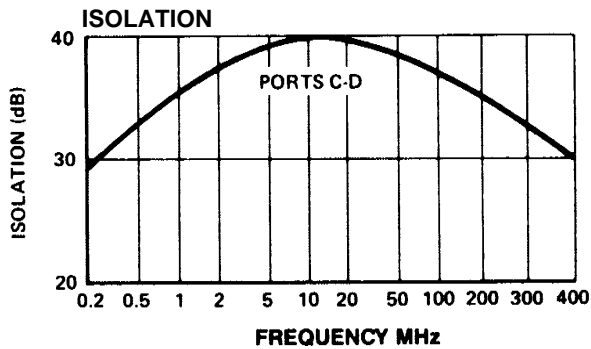
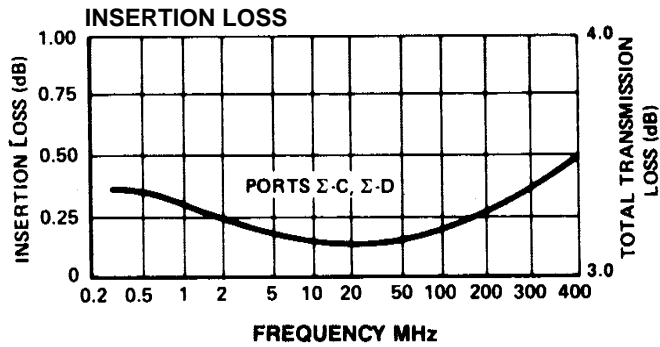
Dimensions in () are in mm.
Unless Otherwise Noted: .xxx = ±0.010 (.xx = ±0.25)
WEIGHT (APPROX.): 0.07 OUNCES 2 GRAMS

Specifications Subject to Change Without Notice.

M/A-COM, Inc.

North America: Tel. (800) 366-2266 ■ Asia/Pacific: Tel. +81 (03) 3226-1671 ■ Europe: Tel. +44 (1344) 869 595
Fax (800) 618-8883 Fax +81 (03) 3226-1451 Fax +44 (1344) 300 020

Typical Performance



Specifications Subject to Change Without Notice.