

# Surface Mount Two-Way Power Divider 10 - 500 MHz

**DSS-333**

V2.00

## Features

- Fully Hermetic Package
- 0.5° Typical Phase Balance
- 40 dB Typical Midband Isolation
- 1.05:1 Typical Midband VSWR

## Guaranteed Specifications\* (From -55°C to +85°C)

Frequency Range	10-500 MHz
Insertion Loss (Less coupling) 10-500 MHz	0.6 dB Max
Isolation	25 dB Min
Amplitude Balance 10-500 MHz	0.15 Max
Phase Balance	2° Max
VSWR (All Ports) 10-500 MHz	1.4:1 Max

## Operating Characteristics

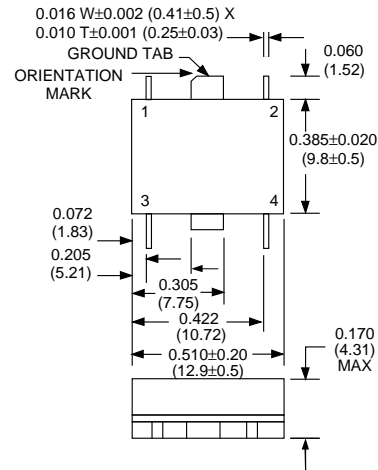
Impedance	50 Ohms Nominal
Maximum Power Rating Or Input Power	1 Watt Max
Internal Load Dissipation	0.05 Watts Max
Environmental MIL-STD-202 screening available.	
Pin Configuration	Σ IN P1, Output C; P2 Output D; P4 Case and all other pins ground.

\* All specifications apply with 50 ohm source and load impedance.

## Ordering Information

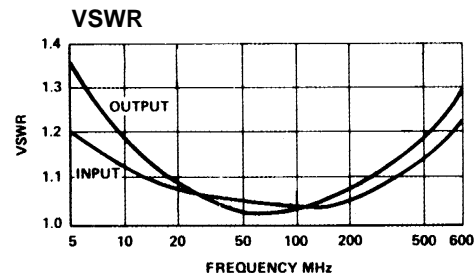
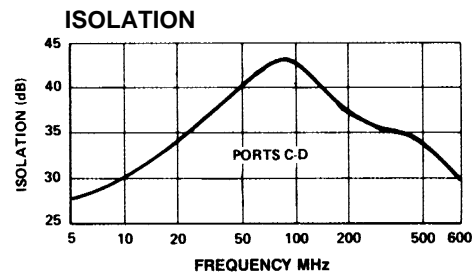
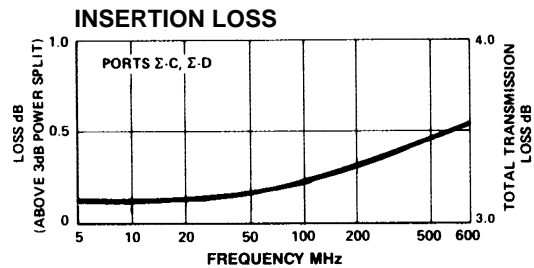
<b>Model No.</b> DS-333 PIN	<b>Package</b> Surface Mount
--------------------------------	---------------------------------

## SF-1



Dimensions in ( ) are in mm.  
Unless Otherwise Noted: .xxx = ±0.010 (.xx = ±0.25)  
WEIGHT (APPROX.): 0.07 OUNCES 2 GRAMS

## Typical Performance



Specifications Subject to Change Without Notice.

**M/A-COM, Inc.**

North America: Tel. (800) 366-2266 ■ Asia/Pacific: Tel. +81 (03) 3226-1671 ■ Europe: Tel. +44 (1344) 869 595  
Fax (800) 618-8883 Fax +81 (03) 3226-1451 Fax +44 (1344) 300 020