

Rast 5 Power Relay 419 01

2 pole 16 A, DC- and AC-coil



F0255-A

Features

- Safety mains insulation
- Contact gap > 3 mm
- 4 kV / 8 mm coil-contact
- Ambient temperature up to 90°C
- Faston connectors (DIN 46244)
- Snap or screw mounting

Applications

Industrial and domestic appliances, absolute safe power supply disconnection



Technical data of approved types on request

Contact data

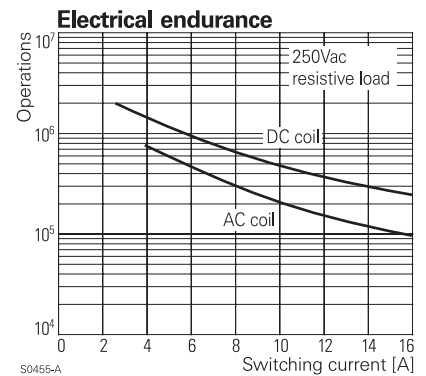
Configuration	2 N/O contact
Type of contact	single contact
Rated current	16 A
Rated voltage / max. breaking voltage AC	250 Vac / 400 Vac
Maximum breaking capacity AC	4000 VA
Make current (max. 4 s at duty cycle 10%)	25 A
Contact material	AgCdO, AgNi
Contact gap	>3 mm

Contact ratings

Type	Load	Operations
DC-version	16 A, 250 Vac, resistive	2.5x10 ⁵
DC-version	12 A, 250 Vac, resistive	2.5x10 ⁵
AC-version	16 A, 250 Vac, resistive	1x10 ⁵
AC-version	12 A, 250 Vac, resistive	1x10 ⁵

Coil data

Nominal voltage	DC coil	6...24 Vdc
	AC coil	120...400 Vac
Nominal coil power	DC coil	1.3 W
	AC coil	2.0...2.5 VA
Operate category	2 / c	



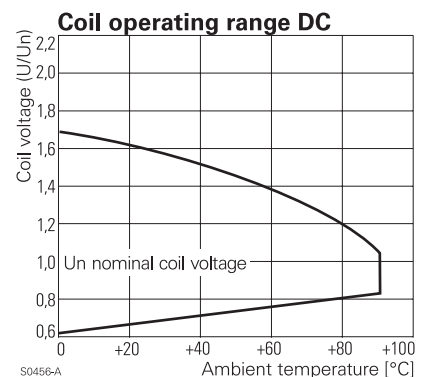
Coil versions, DC coil

Coil code	Nominal voltage Vdc	Pull-in voltage Vdc	Release voltage Vdc	Maximum voltage Vdc	Coil resistance Ω	Coil current mA
31	12	7.7	0.9	19.5	118±10%	102.0
29	24	15.5	1.8	39.0	470±10%	51.0

Coil versions, AC coil

Coil code	Nominal voltage Vac, 50 Hz	Pull-in voltage Vac	Release voltage Vac	Maximum voltage Vac	Coil resistance Ω	Coil current mA
14	110...120	93.0	18.0	132.0	1650±10%	20.0
10	220...240	187.0	36.0	264.0	6600±10%	10.0
09	380...400	323.0	60.0	440.0	20000±10%	6.0

All figures are given for coil without preenergization, at ambient temperature +20°C
Other coil voltages on request



Rast 5 Power Relay 419 01

2 pole 16 A, DC- and AC-coil

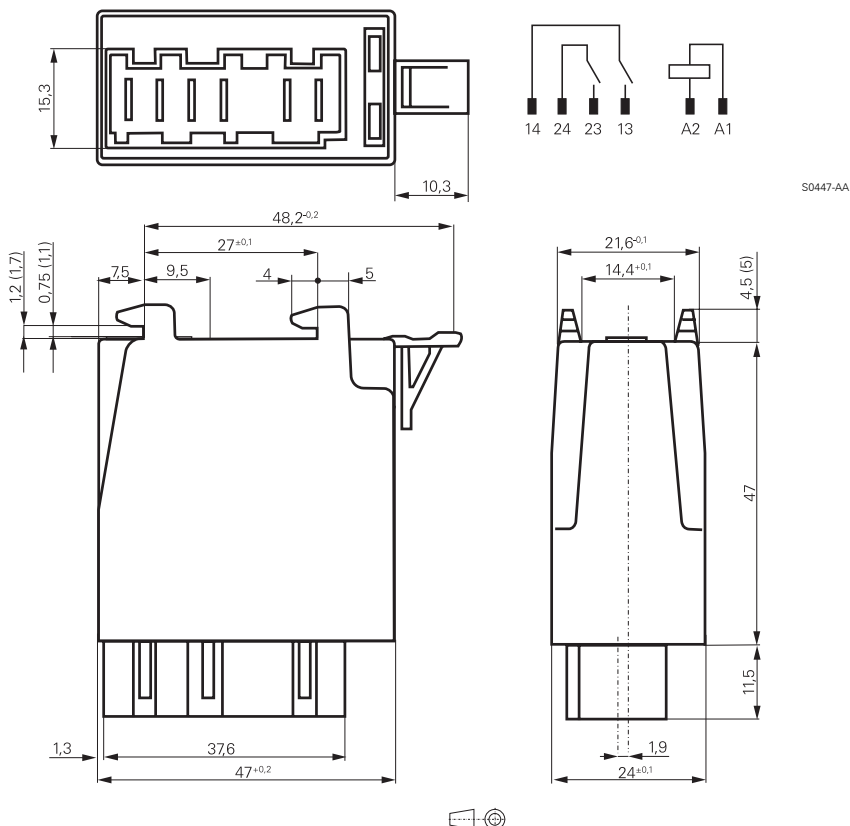
Insulation		
Dielectric strength	coil-contacts	4000 V _{rms}
	open contact circuit	2000 V _{rms}
Clearance / creepage		8 / 8 mm
Insulation to IEC 60664		
	Voltage rating	250 V
	Pollution degree	3
	Overvoltage category	III
Insulation to VDE 0110b (2/79)		
	Insulation category / reference voltage	C / 380
Tracking resistance of relay base		CTI 600M

Other data	
Ambient temperature	-20...+90 °C
Mechanical life	>2x10 ⁶ operations
Max. switching rate at rated- / minimum load	15 min ⁻¹ / 600 min ⁻¹
Operate- / release time	typ. 15 / 15 ms
Bounce time	typ. 4 ms
Vibration resistance	2 g, 5...500 Hz
Shock resistance (destruction)	80 g
Category of protection (IEC 61810)	RT I - dust protected
Relay weight	90 g
Packaging unit	42 pcs.

Snap-on mount / Dimensions

Dimensions in mm

Terminal assignment

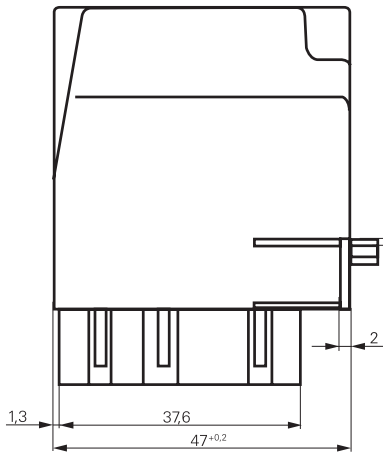
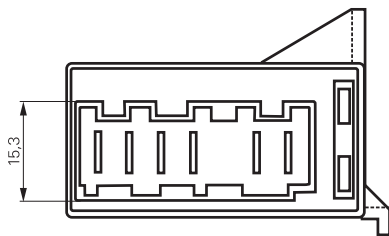


Rast 5 Power Relay 419 01

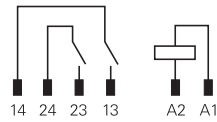
2 pole 16 A, DC- and AC-coil

Screw mount / Dimensions

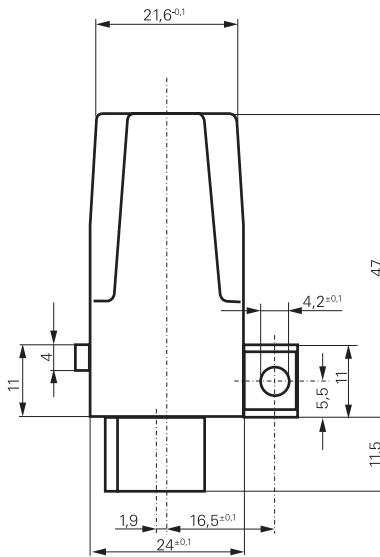
Dimensions in mm



Terminal assignment



S0447-AB



Product key

0	4	1	9	0	1			
---	---	---	---	---	---	--	--	--

Type

Coil

Coil code: Please refer to coil versions table

Contact material

01 AgCdO

03 AgNi 90/10

Mounting

00 Snap mounting, 1.0 mm panel

01 Snap mounting, 1.5 mm panel

02 Screw mounting

Other types on request

Edition: 11/2003

Product key	Version	Cont-material	Cont.configuration	Coil	Part number
0419 01 2901 00	snap mounting 1.0mm	AgCdO	2 N/O contacts	24Vdc	2-1415419-6
0419 01 2901 01	snap mounting 1.5mm				2-1415419-7
0419 01 2901 02	screw mounting				2-1415419-8
0419 01 1001 00	snap mounting 1.0mm			220-240Vac	0-1415419-7
0419 01 1001 01	snap mounting 1.5mm				0-1415419-8
0419 01 1001 02	screw mounting				0-1415419-9

Rights to change data / design reserved