

Power PCB Relay 429 00 / 429 10 / 429 01

1 pole 10 A / 16 A, DC-coil



F0247-A

Features

- 1 C/O, 1 N/O or 1N/C contact
- 15 mm height
- Ambient temperature up to 105°C
- 4 kV / 8 mm coil-contact

Applications

General purpose power relay, timers, heating controls, domestic appliances



Technical data of approved types on request

Contact data

Configuration	1 C/O, 1 N/O or 1 N/C contact	
Type of contact	single contact	
Rated current	10 A	16 A
Rated voltage / max. breaking voltage AC	250 Vac / 400 Vac	
Rated voltage / max. breaking voltage DC	250 Vdc	
Maximum breaking capacity AC	2500 VA	4000 VA
Make current (max. 4 s at duty cycle 10%)	20 A	
Contact material	AgCdO, AgNi	

Contact ratings

Type	Load	Operations
1 C/O	42900 16 A, 250 Vac, cosφ=1	3x10 ⁴
1 N/O, N/C	42900 16 A, 250 Vac, cosφ=1	5x10 ⁴
1 N/O	42900 10 A, 250 Vac, cosφ=1	3x10 ⁵
1 C/O	42900 10 A, 400 Vac, cosφ=1	8x10 ⁴

Coil data

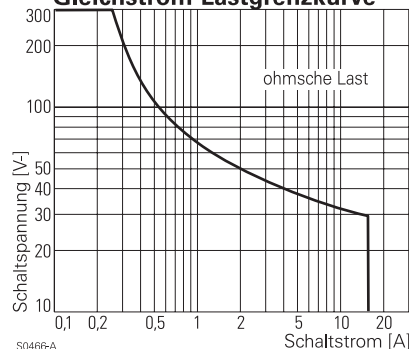
Nominal voltage	DC coil	3...60 Vdc
Nominal coil power	DC coil	0.48 W (C/O), 0.42 W (N/O, N/C)
Operate category	1 / b	

Coil versions C/O contact

Coil code	Nominal voltage Vdc	Pull-in voltage Vdc	Release voltage Vdc	Maximum voltage Vdc	Coil resistance Ω	Coil current mA
16	6	4.1	0.4	12.0	80±10%	75.0
13	12	8.1	0.9	24.0	300±10%	40.0
10	18	12.2	1.3	36.0	690±10%	26.1
08	24	16.2	1.8	48.0	1200±10%	20.0
06	36	24.3	2.7	72.0	2600±10%	13.8
05	48	32.4	3.6	96.0	4825±10%	10.0
03	60	40.5	4.5	120.0	7500±10%	8.0

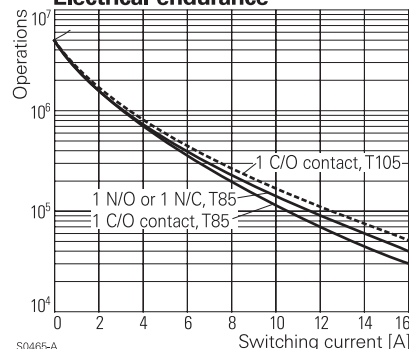
All figures are given for coil without preenergization, at ambient temperature +20°C
Other coil voltages on request

Gleichstrom-Lastgrenzkurve



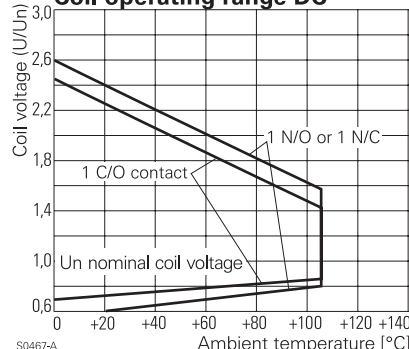
S0466-A

Electrical endurance



S0465-A

Coil operating range DC



S0467-A

Power PCB Relay 429 00 / 429 10 / 429 01

1 pole 10 A / 16 A, DC-coil

Coil versions, 1 N/O or 1 N/C contact

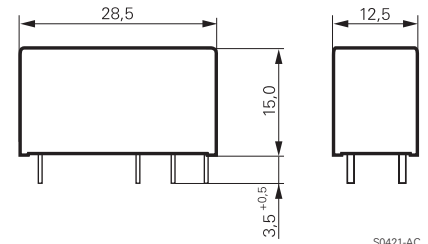
Coil code	Nominal voltage Vdc	Pull-in voltage Vdc	Release voltage Vdc	Maximum voltage Vdc	Coil resistance Ω	Coil current mA
66	6	4.1	0.4	13	$97 \pm 10\%$	61.8
62	12	8.1	0.9	25	$340 \pm 10\%$	35.3
60	18	12.2	1.3	39	$800 \pm 10\%$	22.5
58	24	16.2	1.8	52	$1400 \pm 10\%$	17.1
56	36	24.3	2.7	78	$3050 \pm 10\%$	11.8
55	48	32.4	3.6	104	$5600 \pm 10\%$	8.6
53	60	40.5	4.5	130	$8700 \pm 10\%$	6.9

All figures are given for coil without preenergization, at ambient temperature +20°C
Other coil voltages on request

Dimensions

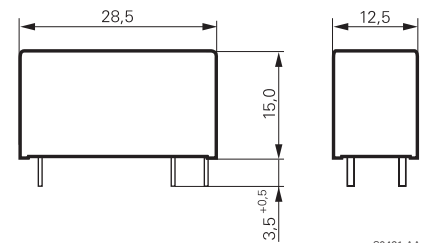
View on solder pins
Dimensions in mm

1 C/O contact



S0421-AC

1 N/O contact



S0421-AA

Insulation

Dielectric strength	coil-contacts	4000 V_{rms}
	open contact circuit	2000 V_{rms}
Clearance / creepage		> 8 mm
Insulation to IEC 60664		
Voltage rating		250 V
Pollution degree		3
Overvoltage category		III
Insulation to VDE 0110b (2/79)		
Insulation category / reference voltage		C / 250
Tracking resistance of relay base		PTI 100 M

Other data

Flammability class according to UL 94	V-0
Ambient temperature	DC-coil -20...+105 °C
Mechanical life	DC-coil 5×10^6 operations
Operate- / release time	typ. 6 / 2 ms
Bounce time	typ. 3 ms
Shock resistance (destruction)	100 g
Category of protection (IEC 61810)	RT I dust protected
Relay weight	10 g
Packaging unit	50 / 400

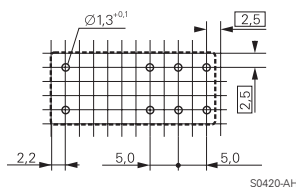
PCB layout / terminal assignment

1 C/O contact, 16 A

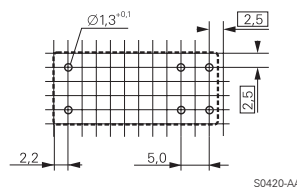
1 N/O contact, 16 A

1 C/O contact, 10 A

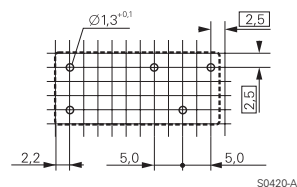
1 N/O contact, 10 A



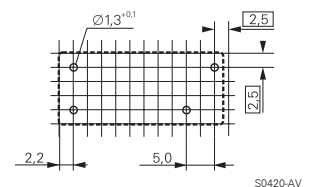
S0420-AH



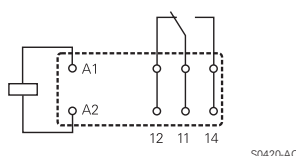
S0420-AA



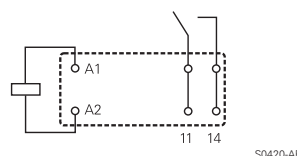
S0420-AX



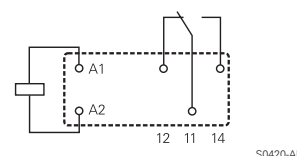
S0420-AV



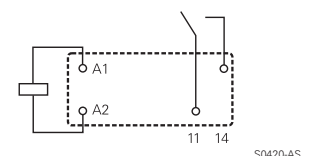
S0420-AC



S0420-AF



S0420-AU



S0420-AS

Power PCB Relay 429 00 / 429 10 / 429 01

1 pole 10 A / 16 A, DC-coil

Product key

0 4 2 9 0 0

Type

Pinning

- 0** 16A, double pinning, 5mm
- 1** 10A, single pinning, 5mm

Ambient temperature

- 0** 85°C
- 1** 105°C

Coil

Coil code: Please refer to coil versions table

Contact material

- 0** AgCu3
- 3** AgNi, gold flashed

Contact configuration

- 1** 1 N/O contact
- 2** 1 N/C contact
- 3** 1 C/O contact

Version

- 00** Standard

Other types on request