

RF Pulse Transformer

750 kHz - 400 MHz

TP-104

V2.00

Features

- 50 Ohms Unbalanced/200 Ohms Balanced
- Low Insertion Loss – 0.4 dB Typ
- DC Isolation – Input to Output

Guaranteed Specifications*

(From – 55°C to + 85°C)

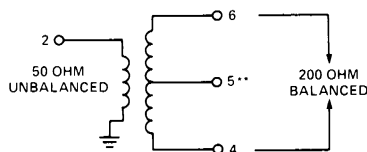
Frequency Range (1 dB Bandwidth)	750 kHz-400 MHz	
Impedance	50 Ohms Unbalanced 200 Ohms Balanced	
Input	50 Ohms Unbalanced	
Output	200 Ohms Balanced	
Insertion Loss	10-50 MHz	0.55 dB Max
VSWR	5-200 MHz	1.3:1 Max
	750 kHz-400 MHz	2.0:1 Max

Operating Characteristics

Input Power	750 kHz-4 MHz	0.4 Watts Max
	4-400 MHz	1.0 Watts Max
Rise Time (10-90%)	0.55 nSTyp	
Drop (10%)	130 nSTyp	
Environmental	MIL-STD-202 screening available.	

Schematic

PIN CONFIGURATION:

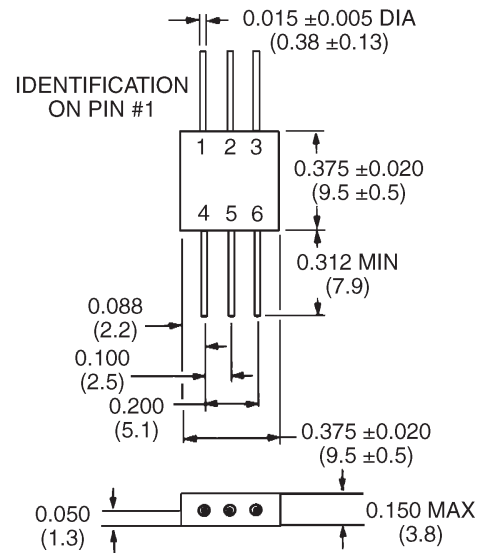


PINS 1 & 3 ARE GROUNDED TO CASE
**PIN 5 TO BE EXTERNALLY GROUNDED

Ordering Information

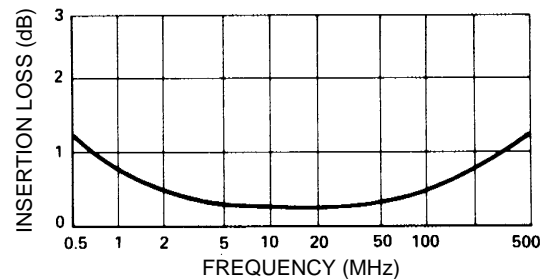
Model No.	Package
TP-104 PIN	Flatpack

FP-1



Dimensions in () are in mm.
Unless Otherwise Noted: .xxx = ± 0.010 (.xx = ± 0.25)
.xx = ± 0.02 (.x = ± 0.5)
WEIGHT (APPROX.): 0.07 OUNCES 2 GRAMS

INSERTION LOSS



VSWR

