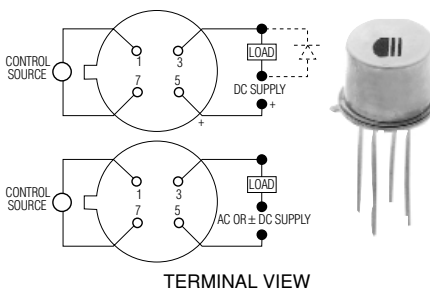


DC SOLID STATE RELAYS

TS SERIES

50 TO 250 mA

MEETS MIL-R-28750/5,6, & 7



FEATURES

- Hermetically sealed TO-5 package
- Transformer coupled
- High speed switching
- TS5-1Y switches AC or DC

INPUT CHARACTERISTICS

INPUT VOLTAGE RANGE

4.0 – 7.0 Vdc

MAXIMUM TURN-ON VOLTAGE

5.0 Vdc

MINIMUM TURN-OFF VOLTAGE

1.0 Vdc

I/O DIELECTRIC

1000 Vac pk-pk

OUTPUT CHARACTERISTICS

MAX. OUTPUT CURRENT (CONTINUOUS, 25°C)

50 mAac or mAdc (TS5-1Y)
250 mAac (TS6-1Y)
100 mAac (TS7-1Y)

MAX. OUTPUT VOLTAGE

40 Vac or Vdc (TS5-1Y)
40 Vdc (TS6-1Y)
250 Vdc (TS7-1Y)

MAX. ON-RESISTANCE

5 ohms (TS5-1Y)

TURN-ON TIME

10 μsec.

TURN-OFF TIME

15 μsec.

ENVIRONMENTAL CHARACTERISTICS

SHOCK

1500 G's, 0.5 ms.

VIBRATION

100 G's, 10 to 2000 Hz

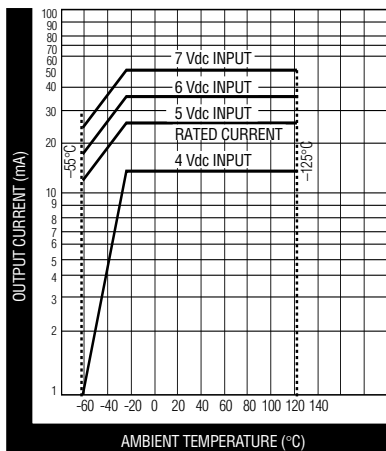
OPERATING AMBIENT TEMPERATURE

-55 to +125°C

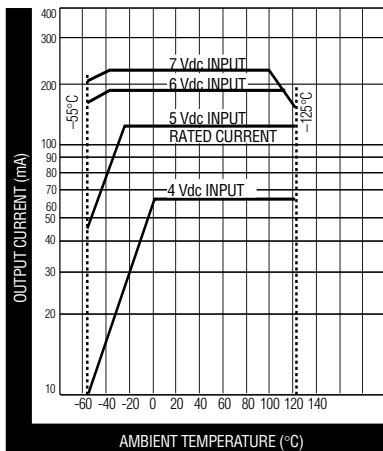


DC SOLID STATE RELAYS

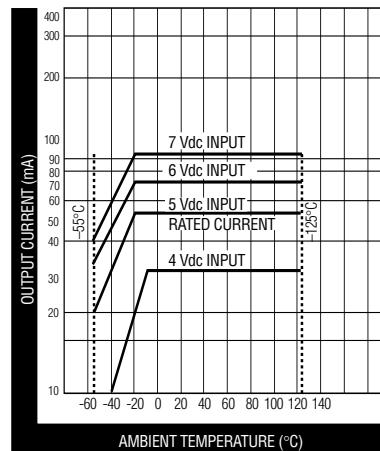
SOLID STATE RELAYS



TS5-1Y

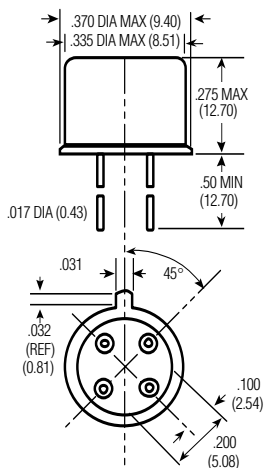


TS6-1Y



TS7-1Y

OUTPUT CURRENT VS. INPUT CONTROL VOLTAGE AND AMBIENT TEMPERATURE



TS5/TS6/TS7

NOTES: 1) Reversing polarity of input (or output except for TS5-1) may cause permanent damage. 2) Input must be a step function. Rise or fall time, as applicable, not to exceed 100 μ sec. 3) Inductive loads must be diode suppressed. 4) For any control voltage, the maximum load current shown on graphs must not be exceeded. Attempting to draw currents in excess of those specified on graphs can cause permanent damage.

