

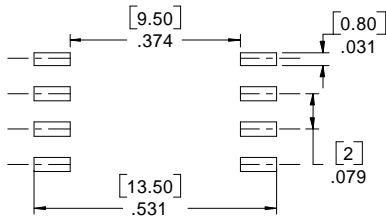
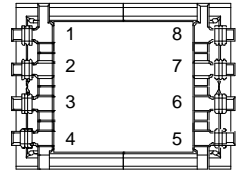
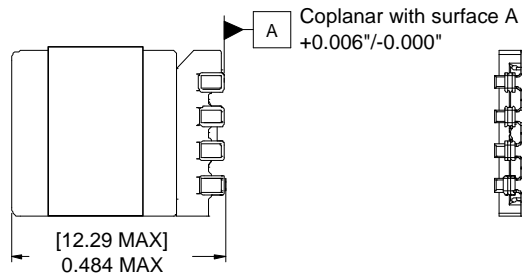
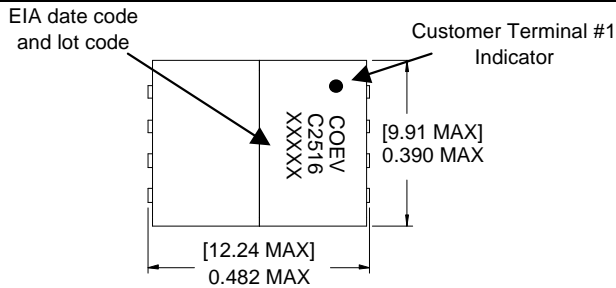
C2516



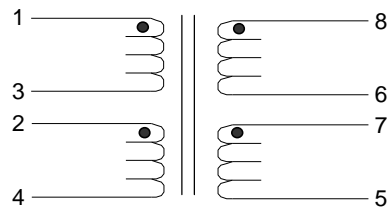
tyco Electronics

Product Description

Centillum ADSL IC, Central Office applications
Meets requirements of IEC60950 for supplementary insulation, 250V working voltage



Contact Area Terminal Dimensions
Customer to determine PCB pad dimensions.



Primary units are in inches. Millimeters are in brackets.

Electrical Specifications at +20°C unless noted otherwise

Test Description	Limit	Units	Tol	Notes
Inductance	850	μH	±10%	1-4 tie(2+3), 10kHz, 100mVAC, Ls.
Leakage Inductance	5.00	μH	Max.	1-4 tie(2+3, 5+6+7+8), 100kHz, 100mVAC, Ls.
DC Resistance	1.00	Ω	Max.	1-3
DC Resistance	1.00	Ω	Max.	2-4
DC Resistance	1.00	Ω	Max.	8-6
DC Resistance	1.00	Ω	Max.	7-5
Turns Ratio	1.00 : 1.00	---	±1%	(1-4) : (8-5) tie(2+3, 6+7), 10KHz, 100mVAC.
Dielectric	1,875	VAC	500μA	1-8 tie(2+3, 6+7), 1 second test, 500μA maximum leakage current.

Agency Approvals

BABT	Certificate No. NC/011326	Japan (via CB Cert.)	Certif. No. 12535
UL1950	File E189690	Austel (via CB Cert.)	Certif. No. 12535
CSA 950 (via UL/CUL)	File E189690	Sweden (via CB Cert.)	Certif. No. 12535
IEC 60950 (via CB Cert.)	Certificate No. 12535	Norway (via CB Cert.)	Certif. No. 12535

Patents pending - US and Foreign

BABT

The information contained in this drawing is the sole property of CoEv, Inc. Any reproduction or use without the written permission of CoEv, Inc. is prohibited.

TEL 888-978-2638 - FAX 605-886-8995 - www.coev.net