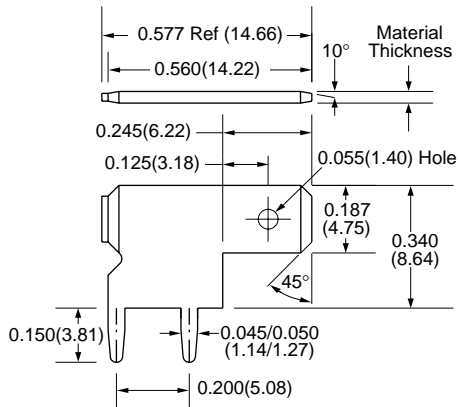
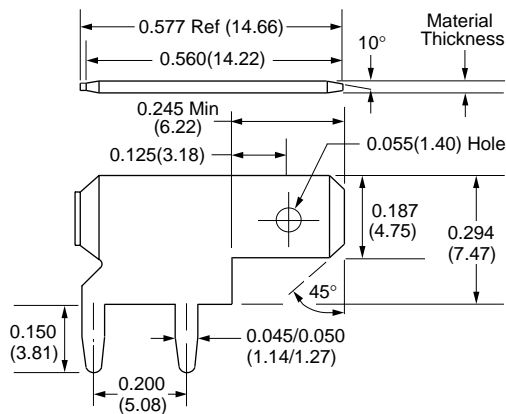


0.187" (4.75mm) Quick Disconnect Terminals



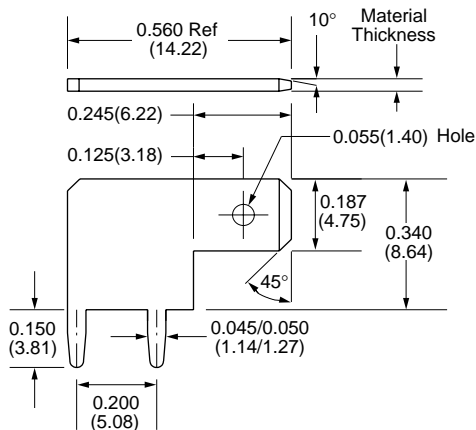
Loose Part No.	N/A	N/A
Reeled Part No.	6956-6	6957-6
Mounting Type	Outward or Inward Splay	Outward or Inward Splay
Material Thickness/ Type	0.020" (0.51mm) Brass	0.032" (0.81mm) Brass
Standard Finish	95/5 Matt Tin/Lead over Copper	
Mounting Hole Diameter	0.050" ±0.003" (1.27mm ±0.076mm)	0.058" ±0.003" (1.47mm ±0.076mm)
Applicator System	Reeled: Model 9700, 9718	

For exact finish specifications and available special finishes, see Finish Table (page 91).



Loose Part No.	N/A	N/A
Reeled Part No.	6148-6	6149-6
Mounting Type	Outward or Inward Splay	Outward or Inward Splay
Material Thickness/ Type	0.032" (0.81mm) Brass	0.020" (0.51mm) Brass
Standard Finish	Reeled: 95/5 Matt Tin/Lead over Copper	
Mounting Hole Diameter	0.058" ±0.003" (1.47mm ±0.076mm)	0.050" ±0.003" (1.27mm ±0.076mm)
Applicator System	Loose: ZPT92-187 Reeled: Model 9700, 9718	

For exact finish specifications and available special finishes, see Finish Table (page 91).



Loose Part No.	956/956-No Hole	957
Mounting Type	Outward or Inward Splay	Outward or Inward Splay
Material Thickness/ Type	0.020" (0.51mm) Brass	0.032" (0.81mm) Brass
Standard Finish	100% Matt Tin over Copper	
Mounting Hole Diameter	0.050" ±0.003" (1.27mm ±0.076mm)	0.058" ±0.003" (1.47mm ±0.076mm)
Applicator System	Loose: ZPT92-187	

For exact finish specifications and available special finishes, see Finish Table (page 91).