

2SC1472(K)

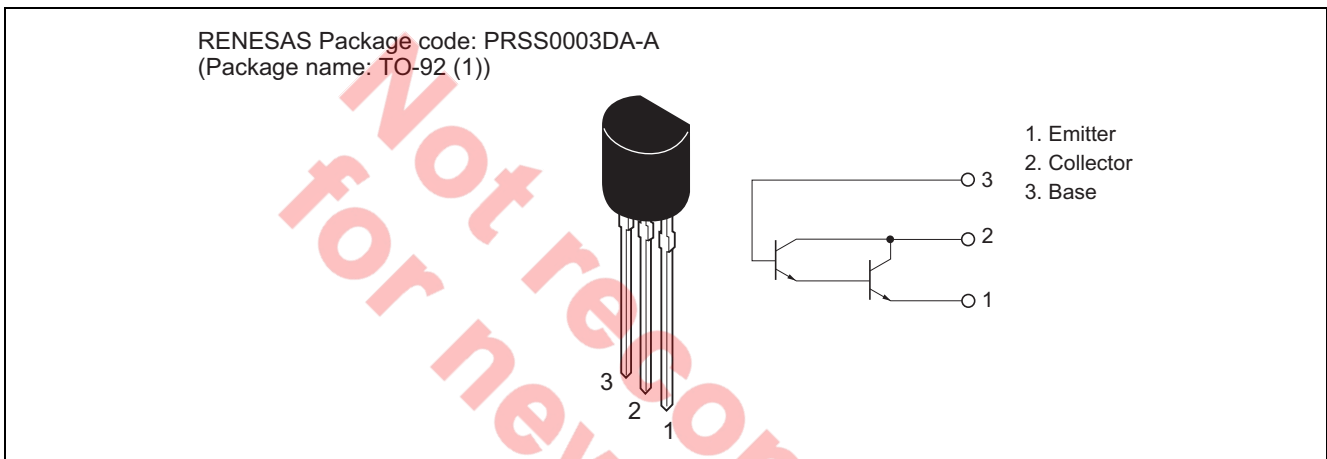
Silicon NPN Epitaxial, Darlington

REJ03G0688-0200
 (Previous ADE-208-1054)
 Rev.2.00
 Aug.10.2005

Application

High gain amplifier

Outline



Absolute Maximum Ratings

(Ta = 25°C)

Item	Symbol	Ratings	Unit
Collector to base voltage	V_{CBO}	40	V
Collector to emitter voltage	V_{CEO}	30	V
Emitter to base voltage	V_{EBO}	10	V
Collector current	I_C	300	mA
Collector peak current	$i_{C(peak)}$	500	mA
Collector power dissipation	P_C	500	mW
Junction temperature	T_j	150	°C
Storage temperature	T_{stg}	-55 to +150	°C

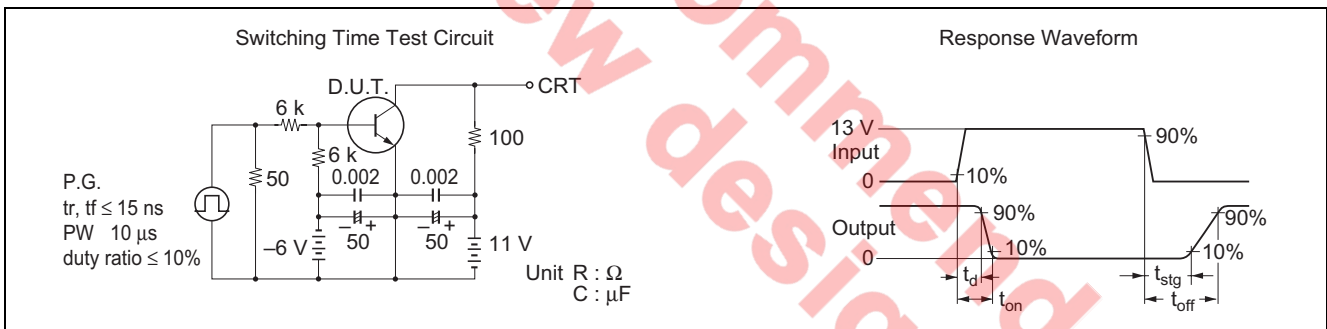
Electrical Characteristics

(Ta = 25°C)

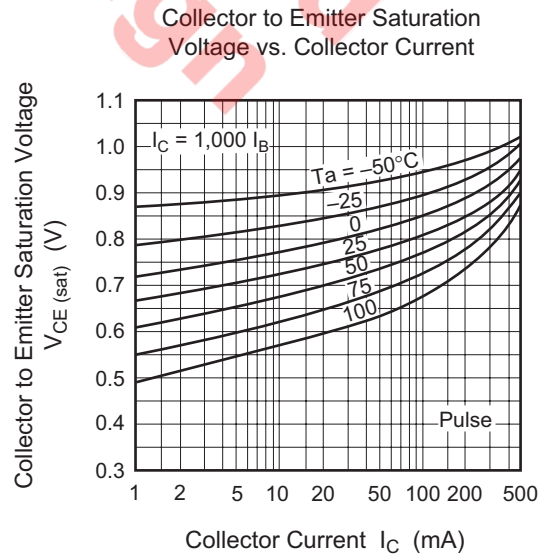
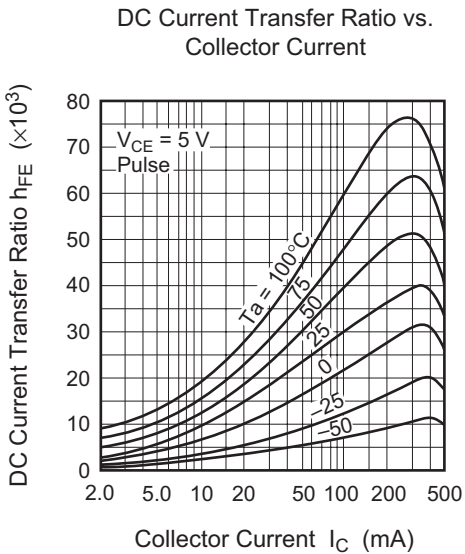
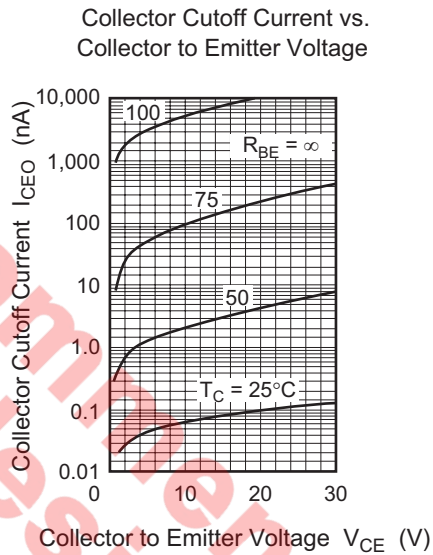
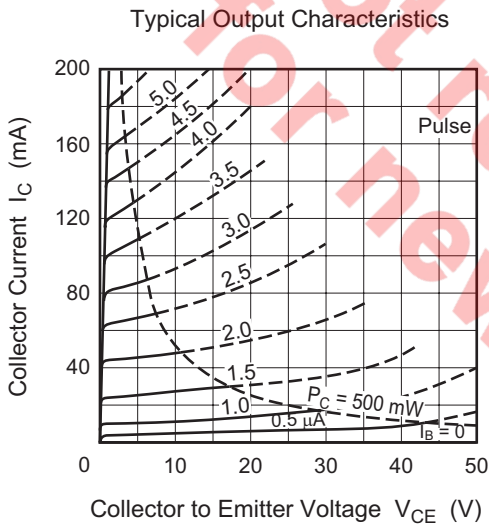
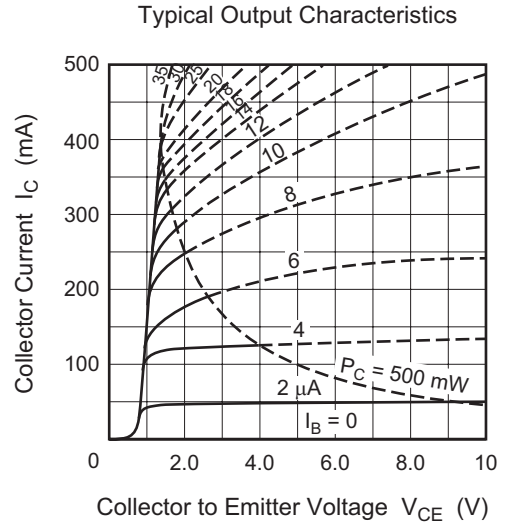
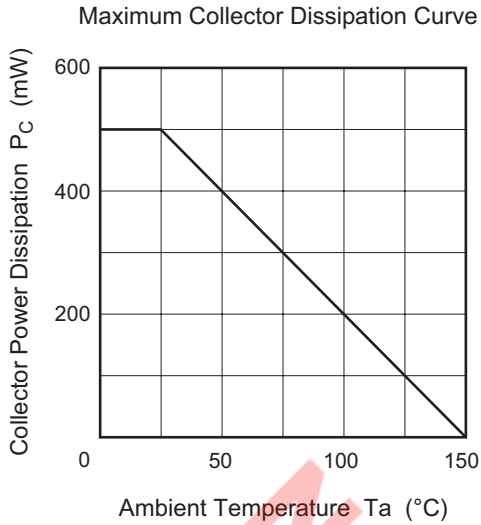
Item	Symbol	Min	Typ	Max	Unit	Test conditions
Collector to emitter breakdown voltage	$V_{(BR)CEO}$	30	—	—	V	$I_C = 1 \text{ mA}, R_{BE} = \infty$
Collector cutoff current	I_{CBO}	—	—	100	nA	$V_{CB} = 30 \text{ V}, I_E = 0$
Emitter cutoff current	I_{EBO}	—	—	100	nA	$V_{EB} = 10 \text{ V}, I_C = 0$
DC current transfer ratio	h_{FE1}^{*1}	2000	—	100000		$I_C = 10 \text{ mA}, V_{CE} = 5 \text{ V}$
	h_{FE2}^{*1}	3000	—	—		$I_C = 100 \text{ mA}, V_{CE} = 5 \text{ V}$ (Pulse Test)
	h_{FE3}^{*1}	3000	—	—		$I_C = 400 \text{ mA}, V_{CE} = 5 \text{ V}$ (Pulse Test)
Collector to emitter saturation voltage	$V_{CE(sat)}$	—	—	1.5	V	$I_C = 100 \text{ mA}, I_B = 0.1 \text{ mA}$
Base to emitter voltage	$V_{BE(sat)}$	—	—	2.0	V	$I_C = 100 \text{ mA}, I_B = 0.1 \text{ mA}$
Gain bandwidth product	f_T	50	—	—	MHz	$V_{CE} = 5 \text{ V}, I_C = 10 \text{ mA}$
Collector output capacitance	C_{ob}	—	—	10	pF	$V_{CB} = 10 \text{ V}, I_E = 0, f = 1 \text{ MHz}$
Turn on time	t_{on}	—	60	—	ns	$V_{CC} = 11 \text{ V}$ $I_C = 100 \text{ mA}, I_{B1} = 100 \text{ mA}$ $I_{B2} = -I_{B1}$
Turn off time	t_{off}	—	800	—	ns	
Storage time	t_{stg}	—	350	—	ns	

Note: 1. The 2SC1472(K) is grouped by h_{FE} as follows.

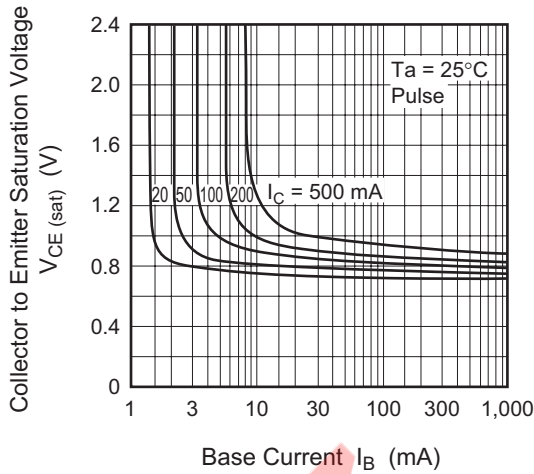
	A	B
h_{FE1}	2000 to 100000	5000 to 100000
h_{FE2}	3000 min	10000 min
h_{FE3}	3000 min	10000 min



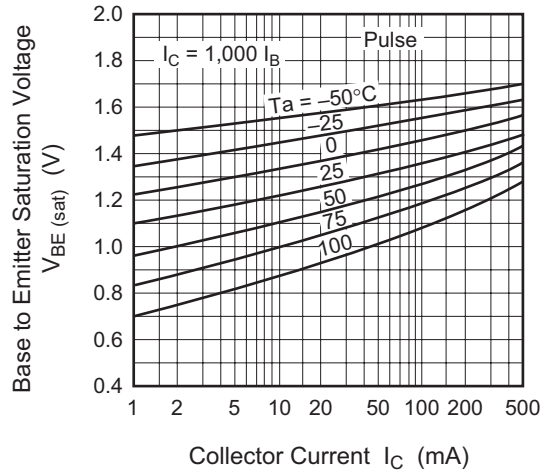
Main Characteristics



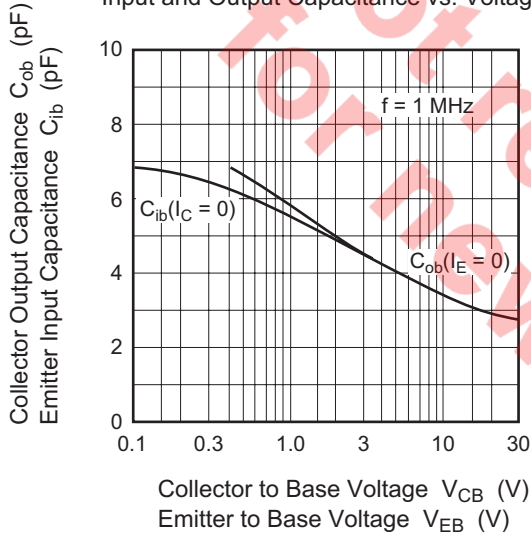
Collector to Emitter Saturation Voltage vs. Base Current



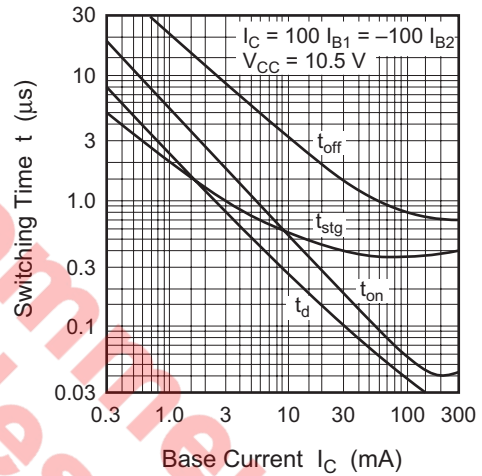
Base to Emitter Saturation Voltage vs. Collector Current



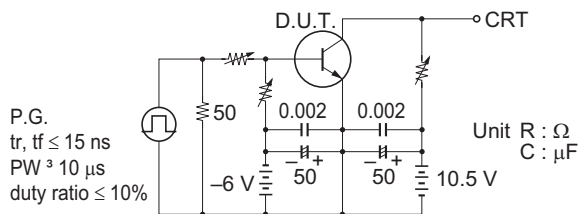
Input and Output Capacitance vs. Voltage



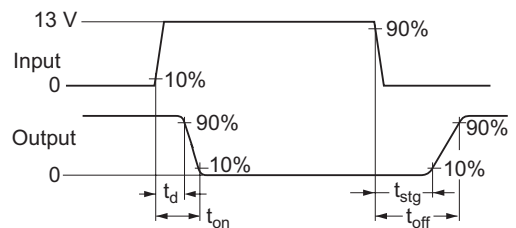
Switching Time vs. Collector Current



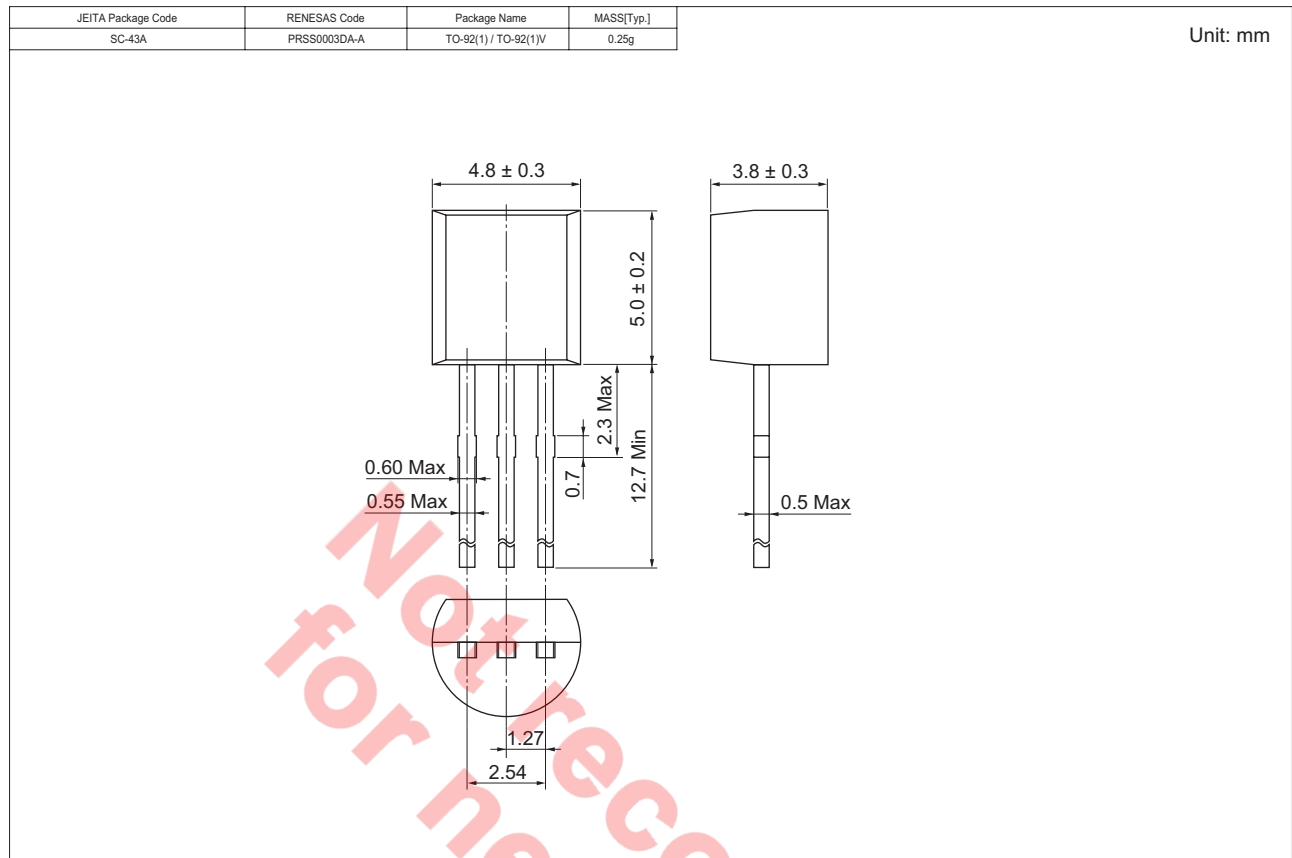
Switching Time Test Circuit



Response Waveform



Package Dimensions



Ordering Information

Part Name	Quantity	Shipping Container
2SC1472KATZ-E	2500	Hold Box, Radial Taping
2SC1472KBTZ-E		

Note: For some grades, production may be terminated. Please contact the Renesas sales office to check the state of production before ordering the product.

Renesas Technology Corp. Sales Strategic Planning Div. Nippon Bldg., 2-6-2, Ohte-machi, Chiyoda-ku, Tokyo 100-0004, Japan

Keep safety first in your circuit designs!

1. Renesas Technology Corp. puts the maximum effort into making semiconductor products better and more reliable, but there is always the possibility that trouble may occur with them. Trouble with semiconductors may lead to personal injury, fire or property damage. Remember to give due consideration to safety when making your circuit designs, with appropriate measures such as (i) placement of substitutive, auxiliary circuits, (ii) use of nonflammable material or (iii) prevention against any malfunction or mishap.

Notes regarding these materials

1. These materials are intended as a reference to assist our customers in the selection of the Renesas Technology Corp. product best suited to the customer's application; they do not convey any license under any intellectual property rights, or any other rights, belonging to Renesas Technology Corp. or a third party.
2. Renesas Technology Corp. assumes no responsibility for any damage, or infringement of any third-party's rights, originating in the use of any product data, diagrams, charts, programs, algorithms, or circuit application examples contained in these materials.
3. All information contained in these materials, including product data, diagrams, charts, programs and algorithms represents information on products at the time of publication of these materials, and are subject to change by Renesas Technology Corp. without notice due to product improvements or other reasons. It is therefore recommended that customers contact Renesas Technology Corp. or an authorized Renesas Technology Corp. product distributor for the latest product information before purchasing a product listed herein.
The information described here may contain technical inaccuracies or typographical errors.
Renesas Technology Corp. assumes no responsibility for any damage, liability, or other loss rising from these inaccuracies or errors.
Please also pay attention to information published by Renesas Technology Corp. by various means, including the Renesas Technology Corp. Semiconductor home page (<http://www.renesas.com>).
4. When using any or all of the information contained in these materials, including product data, diagrams, charts, programs, and algorithms, please be sure to evaluate all information as a total system before making a final decision on the applicability of the information and products. Renesas Technology Corp. assumes no responsibility for any damage, liability or other loss resulting from the information contained herein.
5. Renesas Technology Corp. semiconductors are not designed or manufactured for use in a device or system that is used under circumstances in which human life is potentially at stake. Please contact Renesas Technology Corp. or an authorized Renesas Technology Corp. product distributor when considering the use of a product contained herein for any specific purposes, such as apparatus or systems for transportation, vehicular, medical, aerospace, nuclear, or undersea repeater use.
6. The prior written approval of Renesas Technology Corp. is necessary to reprint or reproduce in whole or in part these materials.
7. If these products or technologies are subject to the Japanese export control restrictions, they must be exported under a license from the Japanese government and cannot be imported into a country other than the approved destination.
Any diversion or reexport contrary to the export control laws and regulations of Japan and/or the country of destination is prohibited.
8. Please contact Renesas Technology Corp. for further details on these materials or the products contained therein.



RENESAS SALES OFFICES

<http://www.renesas.com>

Refer to "<http://www.renesas.com/en/network>" for the latest and detailed information.

Renesas Technology America, Inc.

450 Holger Way, San Jose, CA 95134-1368, U.S.A
Tel: <1> (408) 382-7500, Fax: <1> (408) 382-7501

Renesas Technology Europe Limited

Dukes Meadow, Millboard Road, Bourne End, Buckinghamshire, SL8 5FH, U.K.
Tel: <44> (1628) 585-100, Fax: <44> (1628) 585-900

Renesas Technology Hong Kong Ltd.

7th Floor, North Tower, World Finance Centre, Harbour City, 1 Canton Road, Tsimshatsui, Kowloon, Hong Kong
Tel: <852> 2265-6688, Fax: <852> 2730-6071

Renesas Technology Taiwan Co., Ltd.

10th Floor, No.99, Fushing North Road, Taipei, Taiwan
Tel: <886> (2) 2715-2888, Fax: <886> (2) 2713-2999

Renesas Technology (Shanghai) Co., Ltd.

Unit2607 Ruijing Building, No.205 Maoming Road (S), Shanghai 200020, China
Tel: <86> (21) 6472-1001, Fax: <86> (21) 6415-2952

Renesas Technology Singapore Pte. Ltd.

1 Harbour Front Avenue, #06-10, Keppel Bay Tower, Singapore 098632
Tel: <65> 6213-0200, Fax: <65> 6278-8001

Renesas Technology Korea Co., Ltd.

Kukje Center Bldg. 18th Fl., 191, 2-ka, Hangang-ro, Yongsan-ku, Seoul 140-702, Korea
Tel: <82> 2-796-3115, Fax: <82> 2-796-2145

Renesas Technology Malaysia Sdn. Bhd.

Unit 906, Block B, Menara Amcorp, Amcorp Trade Centre, No.18, Jalan Persiaran Barat, 46050 Petaling Jaya, Selangor Darul Ehsan, Malaysia
Tel: <603> 7955-9390, Fax: <603> 7955-9510