

## CY20AAJ-8

Nch IGBT for Strobe Flash

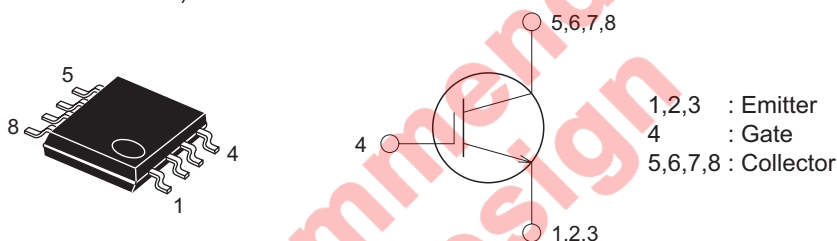
REJ03G1375-0200  
(Previous: MEJ02G0304-0101)  
Rev.2.00  
Jul 07, 2006

### Features

- $V_{CES}$  : 400 V
- $I_{CM}$  : 130 A
- Drive voltage : 4 V

### Outline

RENESAS Package code: PRSP0008DA-B  
(Package name: SOP-8 <8P2S-B>)



### Applications

Strobe flash for cameras

### Maximum Ratings

( $T_c = 25^\circ\text{C}$ )

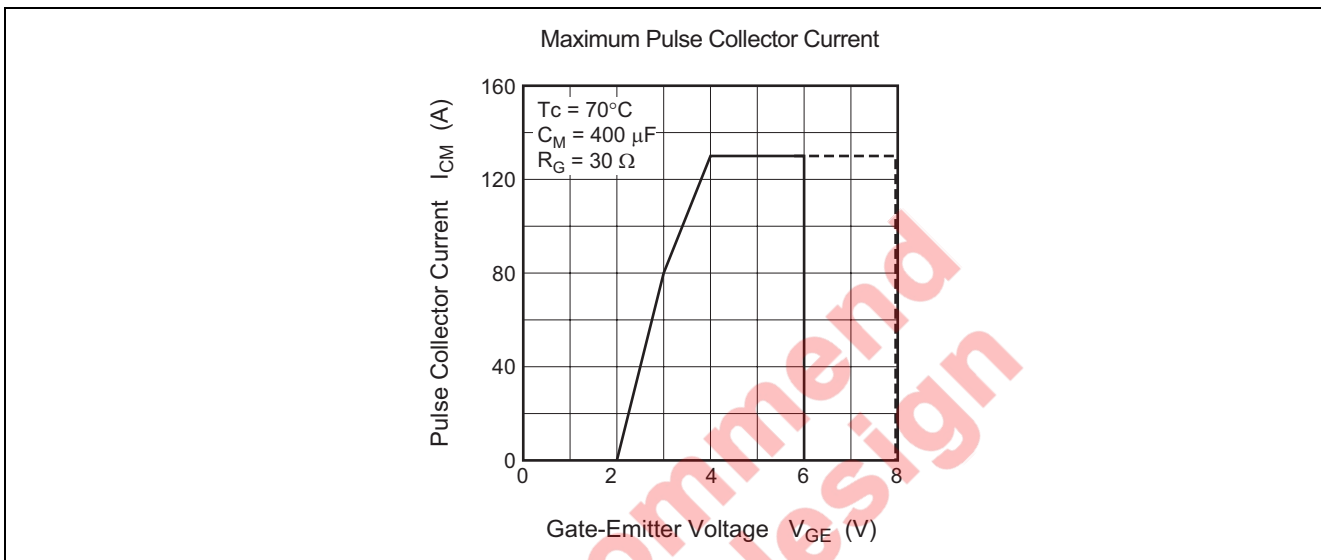
Parameter	Symbol	Ratings	Unit	Conditions
Collector-emitter voltage	$V_{CES}$	400	V	$V_{GE} = 0 \text{ V}$
Gate-emitter voltage	$V_{GES}$	$\pm 6$	V	$V_{CE} = 0 \text{ V}$
Peak gate-emitter voltage	$V_{GEM}$	$\pm 8$	V	$V_{CE} = 0 \text{ V}$ , $t_w = 10 \text{ s}$
Collector current (Pulse)	$I_{CM}$	130	A	$C_M = 400 \mu\text{F}$ (see performance curves)
Junction temperature	$T_j$	- 40 to +150	$^\circ\text{C}$	
Storage temperature	$T_{stg}$	- 40 to +150	$^\circ\text{C}$	

## Electrical Characteristics

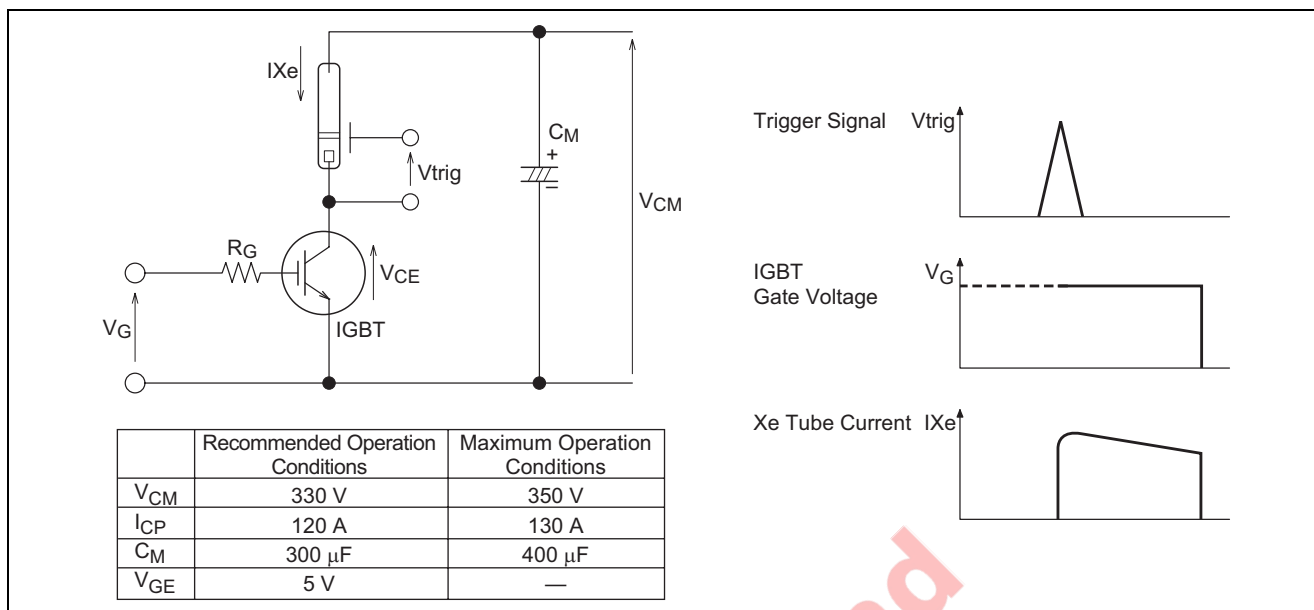
(T<sub>j</sub> = 25°C)

Parameter	Symbol	Min.	Typ.	Max.	Unit	Test conditions
Collector-emitter breakdown voltage	$V_{(BR)CES}$	450	—	—	V	$I_C = 1\text{ mA}$ , $V_{GE} = 0\text{ V}$
Collector-emitter leakage current	$I_{CES}$	—	—	10	μA	$V_{CE} = 400\text{ V}$ , $V_{GE} = 0\text{ V}$
Gate-emitter leakage current	$I_{GES}$	—	—	±0.1	μA	$V_{GE} = \pm 6\text{ V}$ , $V_{CE} = 0\text{ V}$
Gate-emitter threshold voltage	$V_{GE(th)}$	—	—	1.5	V	$V_{CE} = 10\text{ V}$ , $I_C = 1\text{ mA}$

## Performance Curves



## Application Example

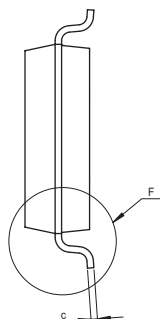
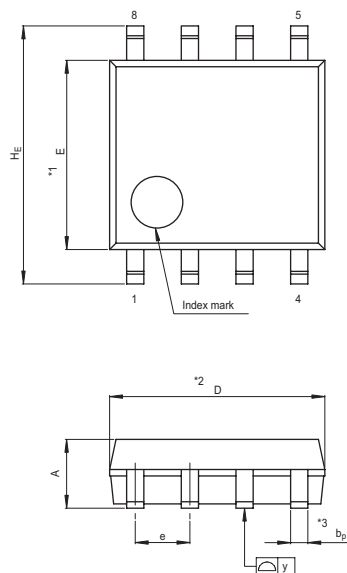


## Precautions on Usage

1. Gate drive voltage during on-state must be applied to satisfy the rating of maximum pulse collector current. And peak reverse gate current during turn-off must become less than 0.1 A. (In general, when  $R_{G(off)} = 30 \Omega$ , it is satisfied.)
2. IGBT has MOS structure and its gate is insulated by thin silicon oxide. So please handle carefully not to give static electricity.
3. The operation life should be endured 5,000 shots under the charge current ( $I_{Xe} \leq 130$  A : full luminescence condition) of main condenser ( $C_M = 400 \mu$ F). Repetitive period under the full luminescence conditions is over 3 seconds.
4. Total gate operation time must be applied within 5,000 hours.

## Package Dimensions

Package Name	JEITA Package Code	RENESAS Code	Previous Code	MASS[Typ.]
SOP-8	P-SOP8-4.4x5-1.27	PRSP0008DA-B	8P2S-B	0.07g



NOTE)  
 1. DIMENSIONS "\*1" AND "\*2"  
 DO NOT INCLUDE MOLD FLASH.  
 2. DIMENSION "\*3" DOES NOT  
 INCLUDE TRIM OFFSET.

Reference Symbol	Dimension in Millimeters		
	Min	Norm	Max
D	4.8	5.0	5.2
E	4.2	4.4	4.6
A <sub>2</sub>	—	1.5	—
A <sub>1</sub>	0	0.1	0.2
A	—	—	1.8
b <sub>p</sub>	0.35	0.4	0.5
c	0.13	0.15	0.2
θ	0°	—	10°
H <sub>E</sub>	5.7	6.0	6.3
e	1.12	1.27	1.42
y	—	—	0.1
L	0.2	0.4	0.6

## Ordering Information

Lead form	Standard packing	Quantity	Standard order code	Standard order code example
Surface-mounted type	Taping	3000	Type name – T +Direction (1 or 2)+3	CY20AAJ-8-T13

Note: Please confirm the specification about the shipping in detail.

## Renesas Technology Corp. Sales Strategic Planning Div. Nippon Bldg., 2-6-2, Ohte-machi, Chiyoda-ku, Tokyo 100-0004, Japan

Keep safety first in your circuit designs!

1. Renesas Technology Corp. puts the maximum effort into making semiconductor products better and more reliable, but there is always the possibility that trouble may occur with them. Trouble with semiconductors may lead to personal injury, fire or property damage. Remember to give due consideration to safety when making your circuit designs, with appropriate measures such as (i) placement of substitutive, auxiliary circuits, (ii) use of nonflammable material or (iii) prevention against any malfunction or mishap.

Notes regarding these materials

1. These materials are intended as a reference to assist our customers in the selection of the Renesas Technology Corp. product best suited to the customer's application; they do not convey any license under any intellectual property rights, or any other rights, belonging to Renesas Technology Corp. or a third party.
2. Renesas Technology Corp. assumes no responsibility for any damage, or infringement of any third-party's rights, originating in the use of any product data, diagrams, charts, programs, algorithms, or circuit application examples contained in these materials.
3. All information contained in these materials, including product data, diagrams, charts, programs and algorithms represents information on products at the time of publication of these materials, and are subject to change by Renesas Technology Corp. without notice due to product improvements or other reasons. It is therefore recommended that customers contact Renesas Technology Corp. or an authorized Renesas Technology Corp. product distributor for the latest product information before purchasing a product listed herein.  
The information described here may contain technical inaccuracies or typographical errors.  
Renesas Technology Corp. assumes no responsibility for any damage, liability, or other loss rising from these inaccuracies or errors.  
Please also pay attention to information published by Renesas Technology Corp. by various means, including the Renesas Technology Corp. Semiconductor home page (<http://www.renesas.com>).
4. When using any or all of the information contained in these materials, including product data, diagrams, charts, programs, and algorithms, please be sure to evaluate all information as a total system before making a final decision on the applicability of the information and products. Renesas Technology Corp. assumes no responsibility for any damage, liability or other loss resulting from the information contained herein.
5. Renesas Technology Corp. semiconductors are not designed or manufactured for use in a device or system that is used under circumstances in which human life is potentially at stake. Please contact Renesas Technology Corp. or an authorized Renesas Technology Corp. product distributor when considering the use of a product contained herein for any specific purposes, such as apparatus or systems for transportation, vehicular, medical, aerospace, nuclear, or undersea repeater use.
6. The prior written approval of Renesas Technology Corp. is necessary to reprint or reproduce in whole or in part these materials.
7. If these products or technologies are subject to the Japanese export control restrictions, they must be exported under a license from the Japanese government and cannot be imported into a country other than the approved destination.  
Any diversion or reexport contrary to the export control laws and regulations of Japan and/or the country of destination is prohibited.
8. Please contact Renesas Technology Corp. for further details on these materials or the products contained therein.



### RENESAS SALES OFFICES

<http://www.renesas.com>

Refer to "<http://www.renesas.com/en/network>" for the latest and detailed information.

#### **Renesas Technology America, Inc.**

450 Holger Way, San Jose, CA 95134-1368, U.S.A  
Tel: <1> (408) 382-7500, Fax: <1> (408) 382-7501

#### **Renesas Technology Europe Limited**

Dukes Meadow, Millboard Road, Bourne End, Buckinghamshire, SL8 5FH, U.K.  
Tel: <44> (1628) 585-100, Fax: <44> (1628) 585-900

#### **Renesas Technology (Shanghai) Co., Ltd.**

Unit 204, 205, AZIA Center, No.1233 Lujiazui Ring Rd, Pudong District, Shanghai, China 200120  
Tel: <86> (21) 5877-1818, Fax: <86> (21) 6887-7898

#### **Renesas Technology Hong Kong Ltd.**

7th Floor, North Tower, World Finance Centre, Harbour City, 1 Canton Road, Tsimshatsui, Kowloon, Hong Kong  
Tel: <852> 2265-6688, Fax: <852> 2730-6071

#### **Renesas Technology Taiwan Co., Ltd.**

10th Floor, No.99, Fushing North Road, Taipei, Taiwan  
Tel: <886> (2) 2715-2888, Fax: <886> (2) 2713-2999

#### **Renesas Technology Singapore Pte. Ltd.**

1 Harbour Front Avenue, #06-10, Keppel Bay Tower, Singapore 098632  
Tel: <65> 6213-0200, Fax: <65> 6278-8001

#### **Renesas Technology Korea Co., Ltd.**

Kukje Center Bldg. 18th Fl., 191, 2-ka, Hangang-ro, Yongsan-ku, Seoul 140-702, Korea  
Tel: <82> (2) 796-3115, Fax: <82> (2) 796-2145

#### **Renesas Technology Malaysia Sdn. Bhd**

Unit 906, Block B, Menara Amcorp, Amcorp Trade Centre, No.18, Jalan Persiaran Barat, 46050 Petaling Jaya, Selangor Darul Ehsan, Malaysia  
Tel: <603> 7955-9390, Fax: <603> 7955-9510