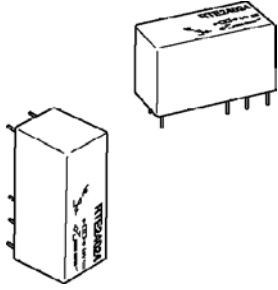


RT Series

- ▶ SPST Through DPDT Contact Arrangements
- ▶ Immersion Cleanable and Flux Tight Versions Available
- ▶ 10 mm Spacing, 5 kV Dielectric, Coil to Contacts
- ▶ UL Class F Coil Insulation System
- ▶ Conforms to UL 353, 508, 873 and 1950
- ▶ Low Profile: 15.7 mm Height
- ▶ Sensitive Coil: 400 mW
- ▶ Surge Withstand Voltage of 10,000 V



Miniature PC board relay. Available in flux-tight, top vented, plastic case (RT 1, 3 and 4); or, immersion cleanable, plastic case (RT B, D and E). Continuous duty. **Nominal Power @ 25°C:** 400 mW. **Temperature Range:** Storage — -40°C to +100°C; Operating — -40°C to +85°C. **Contact Material:** Silver-nickel 90/10. **Dimensions:** 1.14" x 0.50" x 0.62". **Weight:** Approximately 0.35 oz.

DC Relays

Stock No.	Mfr.'s Type	Coil VDC	Amps	Contacts	EACH	
					1-99	100-499
886-7802	RT114012F	12	12 A	1 Form C	6.25	5.49
886-7804	RT114024F	24	12 A	1 Form C	6.25	5.49
886-7810	RTB14035F	5	12 A	1 Form C	6.25	5.49
886-7812	RTB14012F	12	12 A	1 Form C	6.25	5.49
886-7814	RTB14024F	24	12 A	1 Form C	6.25	5.49
886-7816	RTB34012F	12	12 A	1 Form A	6.25	5.49
886-7818	RTB34024F	24	12 A	1 Form A	3.95	3.47

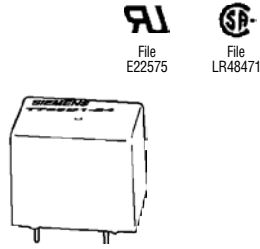
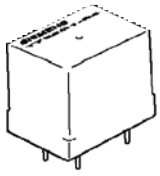
DC Relays (continued)

Stock No.	Mfr.'s Type	Coil VDC	Amps	Contacts	EACH	
					1-99	100-499
886-7821	RT314012F	12	16 A	1 Form C	3.74	3.29
886-7822	RT314024F	24	16 A	1 Form C	3.25	2.94
886-7826	RTD14005F	5	16 A	1 Form C	2.96	1.87
886-7878	RTD14012F	12	16 A	1 Form C	3.26	2.95
886-7830	RTD14024F	24	16 A	1 Form C	2.00	1.81
886-7834	RTD34012F	12	16 A	1 Form A	4.72	4.24
886-7838	RT424012F	12	8 A	2 Form C	2.34	2.05
886-7840	RT424024F	24	8 A	2 Form C	2.49	2.18
886-7846	RTE24005F	5	8 A	2 Form C	2.78	2.45
886-7832	RTE24012F	12	8 A	2 Form C	2.81	2.55
886-7848	RTE24024F	24	8 A	2 Form C	2.87	2.52
886-7850	RTE44012F	12	8 A	2 Form A	3.04	2.67
886-7852	RTE44024F	24	8 A	2 Form A	2.83	2.54

AC Relays

Stock No.	Mfr.'s Type	Coil VAC	Amps	Contacts	EACH	
					1-99	100-499
886-3257	RTB14524	24	12 A	1 Form C	6.24	5.26
886-3258	RTB14615	115	12 A	1 Form C	5.57	4.67
886-3259	RTB14730	230	12 A	1 Form C	6.53	5.61
886-3260	RTD14524	24	16 A	1 Form C	4.26	3.59
886-3261	RTD14615	115	16 A	1 Form C	5.15	4.32

T7N Series




- ▶ Low Cost: Small Package: 10 A Relay
- ▶ 1 Form A and 1 Form C Contact Arrangement
- ▶ Plastic Materials Employ UL 94V-0 Flammability
- ▶ UL Class F (140°C) Coil Standard
- ▶ Immersion Cleanable, Sealed Package
- ▶ Applications Include Appliance, HVAC, Security System, Garage Opener Light, Emergency Lighting

Miniature low cost PC board relay. Immersion cleanable, sealed package. Silver-cadmium oxide contacts. **Temperature Range:** Storage — -40°C to +130°C; Operating — -40°C to +85°C. **Dimensions:** 0.87" x 0.63" x 0.65". **Weight:** 38 oz.

Stock No.	Mfr.'s Type	Coil VDC	Amps	Contact Arrangement	EACH	
					1-99	100-499
886-3231	T7NS1D1-12	12	10 A	SPST-NO	1.27	1.10
886-3232	T7NS1D1-24	24	10 A	SPST-NO	1.13	1.00
886-3233	T7NS5D1-05	5	10 A	SPDT	.99	.87
886-3234	T7NS5D1-12	12	10 A	SPDT	1.48	1.29
886-3235	T7NS5D1-24	24	10 A	SPDT	.98	.87

V23026 Series



CECC approved in accordance with CECC 16501-002/VDE400.47/04.90

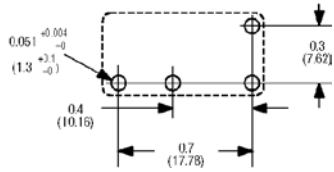
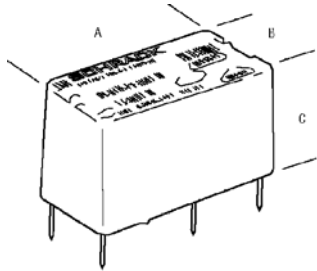
- ▶ Surface and Through-Hole Mounting Types
- ▶ 1 Form C Contact Arrangement
- ▶ Latching or Non-Latching Versions Available
- ▶ Switches Loads from Dry Circuit to 1 Amp
- ▶ Washable — Meets IEC Protection Class IP67
- ▶ Low Coil Power Requirement for IC Compatibility
- ▶ Terminals Arranged on 0.1" Grid
- ▶ Designed for Compact, High Density Mounting, 106.6 mm² Surface Area
- ▶ Better Protected Contact Area
- ▶ Ideal for Data and Communication Systems

Miniature, sealed PC board relay. Immersion cleanable, plastic sealed case. **Contact Material:** Palladium-nickel with gold-rhodium overlay, bifurcated. **Temperature Range:** -40°C to +70°C. **Dimensions:** 0.51" x 0.31" x 0.27". **Weight:** 0.063 oz.

Stock No.	Mfr.'s Type	Volts	Function Type	EACH	
				1-99	100-499
886-3236	V23026A1001B201*	5 VDC	Single coil non-latching	2.64	2.38
886-3237	V23026A1002B201*	12 VDC	Single coil non-latching	3.66	3.30
886-3238	V23026A1004B201*	24 VDC	Single coil non-latching	3.30	2.97
886-3239	V23026D1021B201†	5 VDC	Single coil non-latching	3.17	2.85
886-3240	V23026D1022B201†	12 VDC	Single coil non-latching	3.01	2.71
886-3241	V23026D1024B201†	24 VDC	Single coil non-latching	3.66	3.30

*Through-hole terminals. †Surface-mount terminals.

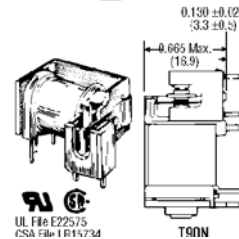
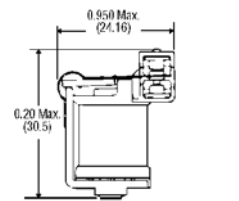
RE/PE Miniature PCB Relays



RE/PE offers small, sensitive, powerful package for appliance and industrial applications. Low profile 10 mm height allows close board stacking. Sensitive 200 mW coil with 4 kV coil-to-contact isolation. **Load Switching Capability:** RE-1 Form A contacts rated at 6 A; PE-1 Form C contacts rated at 5 A.

Stock No.	Mfr.'s Type	Voltage	Ohms	EACH			
				1-24	25-49	50-99	100-249
886-8640	RE030012	12	720	3.71	3.45	3.22	3.03
886-8642	RE030024	24	2880	3.71	3.45	3.22	3.03
886-8644	PE014012	12	685	2.82	2.62	2.45	2.32
886-8646	PE014024	24	2725	2.82	2.62	2.45	2.32

T90 Series Low Cost, 30 A, DC Coil PC Board Relay



T90 printed circuit board relays provide an inexpensive means of switching loads up to 30 A. While these small, low-cost relays are designed primarily for the appliance industry and heating, ventilating and air conditioning markets, they are also well suited for load management automotive and other applications. The T90 is available with silver-cadmium oxide contacts in 1 Form A or C arrangements. A plastic, snap-on dust cover is available for the open-style T90, but must be ordered separately. See below. Mechanical life expectancy of T90 relays is 10 million operations. Electrical life expectancy is 100,000 operations at rated loads. T90S is sealed version. **Coil Data. Temperature, Max.:** 130°C. **Insulation Class:** B. **Insulation Resistance, Initial:** 1000 megohms, minimum, at 25°C, 500 VDC and 50% relative humidity. **Breakdown Voltage, Initial:** 1500 V rms, contact to coil. **Operate Data. Must-Operate Voltage:** Less than 75% of nominal voltage at 25°C. **Must-Release Voltage:** More than 10% of nominal voltage at 25°C. **Operate Time (Including Bounce):** 15 milliseconds, maximum. **Release Time (Including Bounce):** 15 milliseconds, maximum. **Environmental Data. Ambient Temperature Range:** Storage — -55°C to +105°C; Operating — -55°C to +85°C. **Vibration:** .065" maximum excursions from 10 to 55 Hz. **Resistance, Initial:** 50 milliohms, maximum. **Breakdown Voltage, Initial:** 1500 V rms, contact to contact. **Expected Life:** 10 million operations, mechanical; 100,000 operations at rated load.

Stock No.	Mfr.'s Type	Coils			Contacts		EACH			
		Input VDC	Res. In Ohms	Nom. Power	Arrangement	Amps Rating	1-24	25-49	50-99	100-249
886-1526	T90N1D12-12	12	155	.93 W	SPST-NO	30	5.36	4.77	4.44	3.70
886-1527	T90N1D12-24	24	660	.87 W	SPST-NO	30	5.34	4.77	4.20	3.60
886-1529	T90N5D12-12	12	155	.93 W	SPDT	20	6.29	4.92	4.33	3.71
886-1530	T90N5D12-24	24	660	.87 W	SPDT	20	2.84	2.44	2.23	2.05
886-1534	T90S1D12-12	12	155	.93 W	SPST-NO	30	4.82	4.16	3.34	2.80
886-1535	T90S1D12-24	24	660	.87 W	SPST-NO	30	3.74	3.29	2.99	2.76
886-1537	T90S5D12-12	12	155	.93 W	SPDT	20	3.59	3.31	3.10	2.71
886-1538	T90S5D12-24	24	660	.87 W	SPDT	20	3.02	2.78	2.61	2.30