

Oiltight Control Units

UL Listed and CSA Certified

IDEC assembled control units are UL Listed and CSA Certified.

General Specifications

Dielectric Strength:	2,500 V AC, 1 minute, between live and dead parts (Full voltage units: 1,000 V AC, 1 minute)
Mechanical Life (Minimum Operations):	Pushbuttons and Illuminated Pushbuttons: Momentary: 5,000,000 oper. Others: 500,000 Selector Switches: Non-Illuminated and Illuminated: 500,000
Electrical Life (Minimum Operations):	500,000 (Except pilot lights) Operating Frequency: 30 oper./min. Duty Rate 40%

Degrees of Protection

Units	NEMA	IEC Pub 529
Pushbuttons	Type	IP65
Pilot Lights	Type	IP65
Illuminated Pushbuttons	Type	IP65
Selector Switches	1, 2, 3, 3R, 4, 4x, 5, 12, 13	IP65

LED Lamp Ratings

Rated Voltage	24 VDC	120 VAC
Rated Current	13 mA	8 mA
Lamp Base	T3-1/4 Miniature Bayonet Base	
Color Code	(*) Red, Green, Amber	

Contact Ratings

Rated Operational Current	AC (Inductive Load) 120 V/6 A, 240 V/3 A, 480 V/1.5 A, 600 V/1.2 A	DC (Resistive Load) 120 V/2 A, 240 V/1 A, 480 V/0.4 A
Rated Thermal Current	10 A	
Rated Insulation Voltage	600 VAC/DC	

Note: IL rating-Heavy pilot duty 600 V maximum.

Transformer Ratings

Primary/Secondary	Application Rating Incandescent Lamp
120 V/6 V	6 to 7 V/1 W

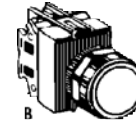

Note: UL rating — Primary voltage 120 V to 480 VAC, secondary voltage 6.3 V/1 W.

5
Pushbuttons, Switches, and Pilot Lights
Flush Mount Momentary Action Pushbuttons — Fig. A and B
1 13/64" (30 mm) Full Size — Fig. A


Stock No.	Mfr.'s Type	Color	Contacts	EACH		
				1-24	25-49	50-99
814-0001	ABD110N-R	Red	1NO	21.22	16.97	14.14
814-0004	ABD101N-R	Red	1NC	21.22	16.97	14.14
814-0007	ABD111N-R	Red	1NO-1NC	28.79	23.03	19.19


7/8" (22 mm) Miniature Size — Fig. B

Stock No.	Mfr.'s Type	Color	Contacts	EACH		
				1-24	25-49	50-99
814-0010	ABW110-R	Red	1NO	14.51	11.61	9.67
814-0013	ABW101-R	Red	1NC	14.51	11.61	9.67
814-0016	ABW111-R	Red	1NO-1NC	21.34	17.08	14.22


Mushroom Type: Emergency Stop — Momentary Pushbuttons (Fig. C and D)

1 13/64" (30 mm) Full Size — Fig. C

Stock No.	Mfr.'s Type	Color	Contacts	EACH		
				1-24	25-49	50-99
814-0019	ABD310N-R	Red	1NO	36.36	29.09	24.24
814-0020	ABD301N-R	Red	1NC	21.22	16.97	14.14
814-0021	ABD311N-R	Red	1NO-1NC	28.79	23.03	19.19


7/8" (22 mm) Miniature Size — Fig. D


Stock No.	Mfr.'s Type	Color	Contacts	EACH		
				1-24	25-49	50-99
814-0022	ABW410-R	Red	1NO	21.34	17.07	14.23
814-0023	ABW401-R	Red	1NC	21.34	17.07	14.23
814-0024	ABW411-R	Red	1NO-1NC	28.15	22.52	18.77

Maintained Selector Switches — Black with White Insert (Fig. E and F)
1 13/64" (30 mm) Full Size — Fig. E

Stock No.	Mfr.'s Type	Number of Positions	Contacts	EACH		
				1-24	25-49	50-99
814-0025	ASD210N	2	1NO	26.27	21.01	17.51
814-0026	ASD201N-116	2	1NC	26.27	21.01	17.51
814-0027	ASD211N	2	1NO-1NC	33.84	27.07	22.56
814-0028	ASD320N	3	2NO	33.84	27.07	22.56


7/8" (22 mm) Miniature Size — Fig. F

Stock No.	Mfr.'s Type	Number of Positions	Contacts	EACH		
				1-24	25-49	50-99
814-0030	ASW210	2	1NO	19.05	15.24	12.70
814-0032	ASW211	2	1NO-1NC	19.05	15.24	12.70
814-0033	ASW320	3	2NO	25.88	20.71	17.25
814-0034	ASW302	3	2NC	25.88	20.71	17.25


Round Domed Lens Pilot Lights (Fig. G, H and J)

1 13/64" (30 mm) Full Size — Fig. G

Stock No.	Mfr.'s Type	VAC	Style	Color	EACH		
					1-9	10-99	100-249
814-0038	APD199DN-R-120	120	Direct	Red	49.01	39.21	32.67
814-0039	APD199DN-G-120	120	Direct	Green	49.01	39.21	32.67
814-0041	APD199DN-R-24	24	Direct	Red	47.76	38.21	31.84
814-0042	APD199DN-G-24	24	Direct	Green	47.76	38.21	31.84
—	—	—	—	—	—	—	—


7/8" (22 mm) Miniature Size — Fig. H and J

Stock No.	Mfr.'s Type	VAC	Style	Color	EACH		
					1-9	10-99	100-249
814-0100	APW2126D-G	120	Trans.	Green	47.23	37.78	31.48
814-0047	APW299D-R-120	120	Direct	Red	25.76	20.60	17.17
814-0048	APW299D-G-120	120	Direct	Green	25.76	20.60	17.17
814-0049	APW299D-A-120	120	Direct	Amber	25.76	20.60	17.17
814-0050	APW299-R-24	24	Direct	Red	21.34	17.07	14.23
814-0051	APW299-G-24	24	Direct	Green	21.34	17.07	14.23

