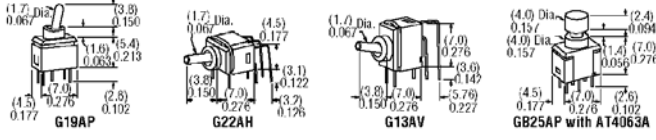


**G Series Toggles and Pushbuttons**



Micro-subminiature, PCB mountable, antistatic, washable, patented Sliding Twin Crossbar (STC) contact mechanism, plus molded-in, epoxy sealed terminals with 0.100" x 0.100" spacing. **Electrical Capacity:** 0.4 VA maximum @ 28 V AC/DC maximum. **Electrical Life:** 100,000 operations minimum for on-none-on and on-off-on toggles; 50,000 operations minimum for other toggle circuits as well as for pushbutton circuits.

**Toggles**

**Straight PC Terminals**

Stock No.	Mfr.'s Type	Pole Throw	Circuit ( ) = momentary	EACH		
				1-24	25-99	100-499
870-6028	G12AP	SPDT	on-none-on	3.80	3.27	2.89
870-6029	G13AP	SPDT	on-off-on	4.00	3.44	3.04
870-6043	G22AP	DPDT	on-none-on	5.35	4.60	4.07
870-6044	G23AP	DPDT	on-off-on	5.80	4.99	4.41

**Right Angle PC Terminals**

870-6033	G12AH	SPDT	on-none-on	4.38	3.77	3.33
870-6034	G13AH	SPDT	on-off-on	4.58	3.97	3.48
870-6048	G22AH	DPDT	on-none-on	6.45	5.55	4.90
870-6049	G23AH	DPDT	on-off-on	6.90	5.93	5.24

**Vertical PC Terminals**

870-6038	G12AV	SPDT	on-none-on	4.38	3.77	3.33
870-6039	G13AV	SPDT	on-off-on	4.58	3.94	3.48
870-6053	G22AV	DPDT	on-none-on	6.45	5.55	4.90
870-6054	G23AV	DPDT	on-off-on	6.90	5.93	5.24

**Pushbuttons**

**Straight PC Terminals**

870-9319	GB15AP	SPDT	on-(on)	4.70	4.04	3.57
870-9320	GB25AP	DPDT	on-(on)	5.00	4.64	4.10

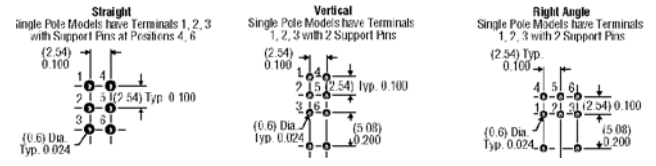
**Right Angle PC Terminals**

870-9321	GB15AH	SPDT	on-(on)	5.28	4.54	4.01
870-9322	GB25AH	DPDT	on-(on)	6.50	5.59	4.94

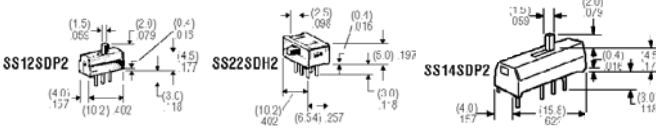
**Optional Slip-On Cap**

Stock No.	Mfr.'s Type	Colors	EACH		
			1-24	25-99	100-499
870-9325	AT4063A	Black	.26	.22	.20
870-9326	AT4063B	White	.32	.27	.20
870-9327	AT4063C	Red	.26	.22	.20

**Footprints for G Series Toggles and Pushbuttons**



**SS Series Slides**



Micro-subminiature, logic level, shorting contacts. **Electrical Capacity:** 0.1 A @ 30 V DC. **Contact Resistance:** 20 milliohms max. **Electrical Life:** 10,000 operations min. **Total Travel:** .079".

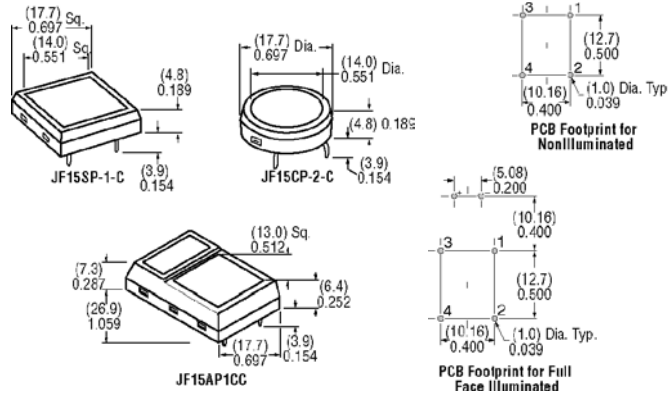
**Top Actuated**

Stock No.	Mfr.'s Type	Pole Throw	Circuit	EACH		
				1-24	25-99	100-499
870-6003	SS12SDP2	SPDT	on-none-on	1.35	1.16	1.03
870-9928	SS14SDP2	SP3T	on-on-on	1.70	1.46	1.29
870-6007	SS22SDP2	DPDT	on-none-on	1.60	1.38	1.22

**Side Actuated**

870-6002	SS12SDH2	SPDT	on-none-on	1.35	1.16	1.03
870-9929	SS14SDH2	SP3T	on-on-on	1.70	1.46	1.29
870-6006	SS22SDH2	DPDT	on-none-on	1.57	1.37	1.25

**JF Series Tactile Switches**



Extremely low profile and completely sealed dome contact. SPST contacts with strapped terminals allow X-Y coding on 1-sided PCB. Off-Momentary on circuit. **Resistive Load:** 50 mA @ 24 V DC. **Electrical Life:** 500,000 operations min. **Total Travel:** 0.031" with sculptured actuator, 0.16" with flush actuator. **Operating Force:** 200 grams with sculptured actuator, 350 grams with flush actuator. **Contact Bounce:** 0.1 millisecond max.

**Nonilluminated Models with Square Black Housing**

Stock No.	Mfr.'s Type*	Description	EACH		
			1-24	25-99	100-499
870-9331	JF15SP-1-C	Square Red Actuator	2.55	2.19	1.94
870-9333	JF15SP-1-F	Square Green Actuator	2.55	2.19	1.94
870-9335	JF15SP-1-H	Square Gray Actuator	2.55	2.19	1.94

**Nonilluminated Models with Round Black Housing**

870-9351	JF15CP-2-C	Round Red Actuator	2.55	2.19	1.94
870-9353	JF15CP-2-F	Round Green Actuator	2.55	2.19	1.94
870-9355	JF15CP-2-H	Round Gray Actuator	2.55	2.19	1.94

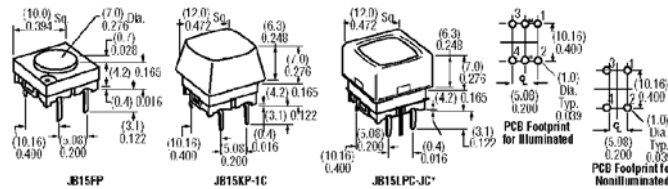
**Full Face Illuminated Models with Rectangular Black Housing**

870-7059	JF15AP1CC	Square Red Actuator	4.65	4.42	3.95
870-7060	JF15AP1EE	Square Yellow Actuator	5.60	5.32	4.76
870-7061	JF15AP1FF	Square Green Actuator	4.85	4.61	4.12

\*Note: All actuators (1, 2 and 3) are available in all five colors (C, D, F, G and H).

LED Specifications	Spot Illumination			Full Face Illumination		
	Red	Yellow	Green	Red	Yellow	Green
Forward Peak Current	40.00 mA	40.00 mA	40.00 mA	30.00 mA	30.00 mA	30.00 mA
Continuous Fwd. Current	30.00 mA	30.00 mA	30.00 mA	20.00 mA	20.00 mA	20.00 mA
Forward Voltage	1.70 V	2.20 V	2.20 V	1.85 V	2.10 V	2.15 V
Reverse Peak Voltage	4.00 V	4.00 V	4.00 V	4.00 V	4.00 V	4.00 V
Current Reduction Rate Above 25°C:	0.67 mA/°C	0.67 mA/°C	0.67 mA/°C	0.40 mA/°C	0.40 mA/°C	0.40 mA/°C

**JB Series Tactile Switches**



\*Note: Square caps (coded 2 and 3) are the same shape and dimensions.

Sealed dome contact mechanism and low profile. SPST contacts with strapped terminals allow X-Y coding on 1-sided PCB. Off-Momentary on circuit. **Resistive Load:** 50 mA @ 24 VDC. **Electrical Life:** 5,000,000 operations minimum. **Total Travel:** 0.010". **Operating Force:** 180 grams. **Contact Bounce:** 0.1 millisecond max.

Stock No.	Mfr.'s Type	Description	EACH		
			1-24	25-99	100-499
870-6058	JB15FP	Flat Blue Button, Nonilluminated	1.40	1.20	1.06
870-6061	JB15KP-1A	Black Sculptured, Nonilluminated	1.80	1.55	1.37
870-6062	JB15KP-1B	White Sculptured, Nonilluminated	1.80	1.55	1.37
870-6063	JB15KP-1C	Red Sculptured, Nonilluminated	1.80	1.55	1.37
870-6067	JB15KP-1H	Gray Sculptured, Nonilluminated	1.80	1.55	1.37
870-6071	JB15KP-2A	Black Square, Nonilluminated	2.20	1.89	1.67
870-7037	JB15LPC-JC	Red Square, Illuminated	2.80	2.66	2.52
870-7038	JB15LPC-JF	Green Square, Illuminated	2.80	2.66	2.52

LED Specifications	Red		Green	
	Forward Peak Current	30.00 mA	20.00 mA	20.00 mA
Continuous Forward Current	20.00 mA	15.00 mA	15.00 mA	10.00 mA
Forward Voltage	2.00 V	1.95 V	1.95 V	1.95 V
Reverse Peak Voltage	5.00 V	5.00 V	5.00 V	5.00 V
Current Reduction Rate Above 25°C	0.40 mA/°C	0.40 mA/°C	0.40 mA/°C	0.27 mA/°C