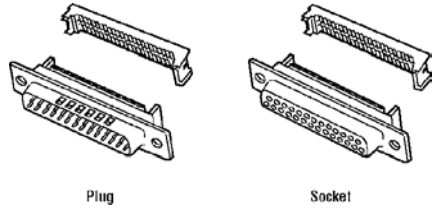


"D" Subminiature Connectors



Connectors are fully compatible with all 0.050" spaced flat cables with 26 and 28 AWG solid/stranded or 30 AWG solid wire. The low profile tin-plated metal shell ensures long-term reliability and EMI/ESD reduction. Pins and wiping leaf are plated with 30 µ gold. **Mounting Style:** 6000 Series — through hole; 6003 Series — 4-40 threaded insert.

Pin Version

Stock No.	Mfr.'s Type	No. of Contacts	EACH			
			1-24	25-49	50-99	100-499
617-4200	8209-6000	9	5.21	4.56	4.06	3.81
617-5200	8209-6003	9	6.39	5.71	5.13	4.66
617-4201	8215-6000	15	5.93	5.18	4.62	4.33
617-5201	8215-6003	15	6.96	6.14	5.58	5.18
617-4202	8225-6000	25	6.60	5.89	5.24	4.91
617-5202	8225-6003	25	7.51	6.72	6.00	5.59
617-4203	8237-6000	37	8.53	7.61	6.77	6.35
617-5203	8237-6003	37	9.31	8.22	7.46	6.94

Socket Version

Stock No.	Mfr.'s Type	No. of Contacts	EACH			
			1-24	25-49	50-99	100-499
617-4204	8309-6000	9	5.35	4.68	4.17	3.90
617-5204	8309-6003	9	6.39	5.89	5.30	4.76
617-4205	8315-6000	15	6.15	5.37	4.79	4.49
617-5205	8315-6003	15	7.17	6.33	5.75	5.34
617-4206	8325-6000	25	6.70	5.98	5.32	4.99
617-5206	8325-6003	25	7.62	6.94	6.24	5.67
617-4207	8337-6000	37	8.66	7.72	6.88	6.45
617-5207	8337-6003	37	9.31	8.22	7.46	6.94

Strain Reliefs

Stock No.	Mfr.'s Type	No. of Contacts	1-24	25-49	50-99	100-499
617-3409	3448-8D09A	9	.27	.22	.20	.19
617-3415	3448-8D15A	15	.35	.30	.27	.25
617-3425	3448-8D25A	25	.27	.22	.20	.19
617-3437	3448-8D37A	37	.26	.22	.20	.19

0.100" x 0.100" Plug Connectors



Plug connectors are made of polybutylene terephthalate, with a flammability rating: UL 94-V0. Connectors accommodate 26-28 AWG, solid or stranded, or 30 AWG wire. (Adhesive cover comes with connector; strain reliefs, ejector latches, and polarization keys optional.)

With Mounting Flange

Stock No.	Mfr.'s Type	No. of Contacts	EACH			
			1-24	25-49	50-99	100-499
617-3810	4620-6000	20	5.35	4.68	4.17	3.90
617-3811	4626-6000	26	6.08	5.26	4.78	4.44
617-3812	4634-6000	34	7.41	6.61	5.88	5.51
617-3813	4640-6000	40	8.21	7.25	6.58	6.12
617-3814	4650-6000	50	8.89	7.93	7.07	6.62

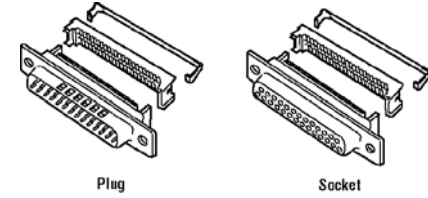
Without Mounting Flange

Stock No.	Mfr.'s Type	No. of Contacts	1-24	25-49	50-99	100-499
617-3815	4620-6001	20	5.35	4.63	4.20	3.90
617-3816	4626-6001	26	6.08	5.26	4.78	4.44
617-3817	4634-6001	34	7.41	6.53	5.93	5.51
617-3818	4640-6001	40	8.21	7.25	6.58	6.12
617-3819	4650-6001	50	8.89	7.93	7.07	6.62

Strain Reliefs and Accessories

Stock No.	Mfr.'s Type	Description	EACH			
			1-24	25-49	50-99	100-499
617-3820	3448-4620	20 Pos. Strain Relief	.76	.66	.60	.55
617-3821	3448-4626	26 Pos. Strain Relief	.48	.41	.37	.34
617-3822	3448-4634	34 Pos. Strain Relief	.48	.41	.37	.34
617-3823	3448-4640	40 Pos. Strain Relief	.48	.41	.37	.34
617-3824	3448-4650	50 Pos. Strain Relief	.48	.41	.37	.35
617-3825	3518	Polarization Key	.21	.15	.13	.10
617-3826	3505-16	Short Latch	.24	.16	.14	.12
617-3827	3505-17	Long Latch	.27	.19	.16	.14

Series 89 D-Sub Connectors



- Pre-Assembled One-Piece Body
- For 26 and 28 AWG Solid or Stranded
- UL 94V-0, Gray
- Mounting Style: Through-Hole
- Contact Plating: Wipe Area: 15 µ" Average Gold Over Nickel
- Accepts 0.050" Flat Ribbon Cable and Discrete Wire

These standard-performance D-Sub connectors are designed to reduce costs and save assembly time.

Plugs

Stock No.	Mfr.'s Type	No. of Contacts	EACH			
			1-24	25-49	50-99	100-499
617-8960	89809-8000	9	2.72	2.45	2.23	2.06
617-8962	89815-8000	15	3.52	3.17	2.88	2.66
617-8964	89825-8000	25	3.81	3.43	3.11	2.88
617-8966	89837-8000	37	5.16	4.65	4.22	3.90

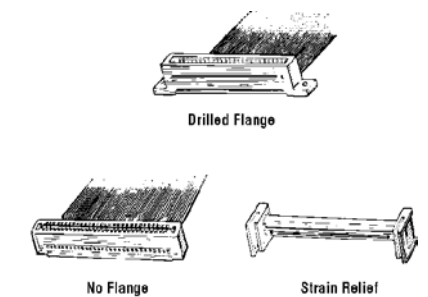
Sockets

Stock No.	Mfr.'s Type	No. of Contacts	1-24	25-49	50-99	100-499
617-8968	89909-8000	9	2.52	2.27	2.06	1.90
617-8970	89915-8000	15	3.12	2.82	2.56	2.36
617-8972	89925-8000	25	3.41	3.08	2.80	2.58
617-8974	89937-8000	37	4.62	4.16	3.78	3.49

Strain Reliefs

Stock No.	Mfr.'s Type	No. of Contacts	1-24	25-49	50-99	100-499
617-3409	3448-8D09A	9	.27	.22	.20	.19
617-3415	3448-8D15A	15	.35	.30	.27	.25
617-3425	3448-8D25A	25	.27	.22	.20	.19
617-3437	3448-8D37A	37	.26	.22	.20	.19

Card Edge Connectors



Rugged overall construction and bifurcated beryllium copper contacts, plated with 30 µ gold, in the card wiping area, provide high reliability in performance and assembly. All sizes are available with slotted flange, hole flange or without flange.

With Drilled Flange

Stock No.	Mfr.'s Type	No. of Contacts	EACH			
			1-24	25-49	50-99	100-499
617-4105	3462-0000	26	5.69	4.93	4.47	4.16
617-4106	3463-0000	34	6.50	5.79	5.21	4.84
617-4107	3464-0000	40	7.96	7.02	6.38	5.93
617-4108	3415-0000	50	8.19	7.23	6.56	6.10

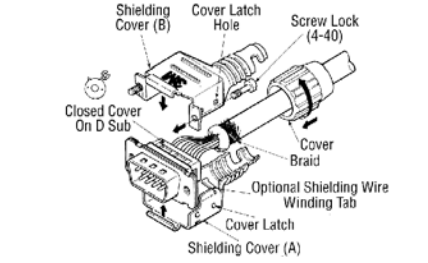
Without Mounting Flange

Stock No.	Mfr.'s Type	No. of Contacts	1-24	25-49	50-99	100-499
617-4113	3461-0001	20	4.80	4.20	3.74	3.51
617-4114	3462-0001	26	5.69	4.98	4.43	4.16
617-4115	3463-0001	34	6.50	5.80	5.16	4.84
617-4116	3464-0001	40	7.96	7.02	6.38	5.93
617-4117	3415-0001	50	8.19	7.23	6.56	6.10

Strain Relief and Polarizing Key

Stock No.	Mfr.'s Type	Description	EACH			
			1-24	25-49	50-99	100-499
617-4174	3448-55	Type 3462 Card Edge Conn.	.89	.78	.72	.67
617-4175	3448-56	Type 3463 Card Edge Conn.	.89	.78	.72	.67
617-4176	3448-57	Type 3464 Card Edge Conn.	.89	.78	.72	.67
617-4177	3448-58	Type 3415 Card Edge Conn.	.89	.78	.72	.67
617-4178	3448-31	Type 3666 Card Edge Conn.	2.23	1.98	1.84	1.71

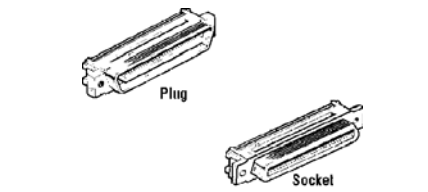
"D" Subminiature Junction Shells for EMI/ESD Protection



Designed for use with 3659 and 3759 round-jacketed flat cable.

Stock No.	Mfr.'s Type	No. of Contacts	EACH			
			1-24	25-49	50-99	100-499
617-4208	3357-9209	9	3.24	2.84	2.53	2.37
617-4209	3357-9215	15	5.59	4.93	4.45	4.13
617-4210	3357-9225	25	4.76	4.12	3.70	3.45
617-4211	3357-9237	37	6.58	5.81	5.27	4.86

"D" Ribbon Connectors



All Plastic

These connectors are available in ball mount, screw mount, and combination mount. Those with type number suffix 1000 are combination; with 1001 ball mount; with 1002 screw mount.

Metal Faced

These connectors are available in ball mount, screw mount, and combination mount. Those with type number suffix 2000 are combination; with 2001 ball mount; with 2002 screw mount.

Plug Version

Stock No.	Mfr.'s Type	No. of Contacts	Description	EACH			
				1-24	25-49	50-99	100-499
617-4141	3548-1000	24	All Plastic	5.43	4.70	4.27	3.97
617-4142	3548-1001	24	All Plastic	5.67	4.91	4.46	4.14
617-4143	3548-1002	24	All Plastic	5.77	5.00	4.54	4.22
617-4144	3366-1000	36	All Plastic	6.56	5.79	5.25	4.88
617-4145	3366-1001	36	All Plastic	6.87	6.13	5.46	5.12
617-4146	3366-1002	36	All Plastic	7.03	6.20	5.63	5.23
617-4147	3564-1000	50	All Plastic	7.80	6.96	6.20	5.81
617-4148	3564-1001	50	All Plastic	8.43	7.51	6.69	6.27
617-4149	3564-1002	50	All Plastic	8.64	7.71	6.86	6.43
617-1500	3564-2000	50	Metal-Faced	8.89	7.93	7.24	6.62
617-1505	3564-2001	50	Metal-Faced	9.63	8.59	7.65	7.17

Socket Version

Stock No.	Mfr.'s Type	No. of Contacts	Description	1-24	25-49	50-99	100-499
617-1510	3573-2000	14	Metal-Faced	5.71	4.95	4.49	4.17
617-1512	3573-2002	14	Metal-Faced	6.03	5.22	4.74	4.41
617-4153	3549-1000	24	All Plastic	5.43	4.71	4.27	3.97
617-4154	3549-1001	24	All Plastic	5.67	4.91	4.45	4.14
617-4155	3549-1002	24	All Plastic	5.77	5.00	4.54	4.22
617-1514	3549-2000	24	Metal-Faced	6.60	5.83	5.29	4.91
617-1516	3549-2002	24	Metal-Faced	7.13	6.29	5.71	5.31
617-4156	3367-1000	36	All Plastic	6.56	5.79	5.25	4.88
617-4157	3367-1001	36	All Plastic	6.87	6.15	5.59	5.12
617-4158	3367-1002	36	All Plastic	7.03	6.20	5.63	5.23
617-1518	3367-2000	36	Metal-Faced	7.41	6.53	5.93	5.51
617-1520	3367-2002	36	Metal-Faced	7.96	7.02	6.38	5.93
617-4159	3565-1000	50	All Plastic	7.80	6.96	6.20	5.81
617-4160	3565-1001	50	All Plastic	8.43	7.43	6.75	6.27
617-4161	3565-1002	50	All Plastic	8.64	7.71	6.90	6.43
617-1522	3565-2000	50	Metal-Faced	8.89	7.85	7.12	6.62
617-1524	3565-2002	50	Metal-Faced	9.63	8.50	7.72	7.17

Strain Reliefs

Stock No.	Mfr.'s Type	Description	EACH			
			1-24	25-49	50-99	100-499
617-4180	3448-60	Strain Relief/ 14 Contact Ribbon Conn.	.38	.34	.32	.30
617-4181	3448-61	Strain Relief/ 24 Contact Ribbon Conn.	.38	.34	.31	.30
617-4182	3448-62	Strain Relief/ 36 Contact Ribbon Conn.	.38	.33	.32	.31
617-4183	3448-63	Strain Relief/ 50 Contact Ribbon Conn.	.38	.34	.31	.30