

400 Series Brushless DC Fans

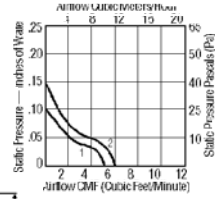
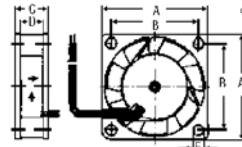
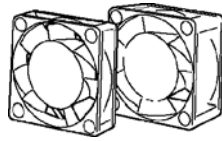
Fans are made of plastic with a plastic impeller. Color Coded Lead Wires: Red (+); Black (-). Air exhaust-over struts. They can be mounted from either face using four holes. 12.2" AWG 26 leads.

Dimensions

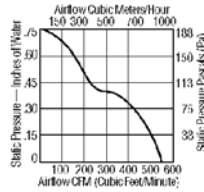
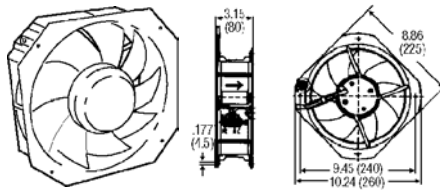
Mfr.'s Type	A		B		C		D		E	
	In.	mm	In.	mm	In.	mm	In.	mm	In.	mm
412F/414F	1.57	40	1.26	32	.39	10	.24	6	.14	3.5
412/414	1.57	40	1.26	32	.79	20	.63	16	.17	4.3

Stock No.	Mfr.'s Type	Curve	Type of Bearing	DC Volts	DC Voltage Range	Watts	CFM at 0"	dBA	Max. Temp.	Weight (Oz.)	Approvals*			EACH		
											UL	CSA	VDE	1-9	10-24	25-Up
600-9280	412F	1	Sleeve	12	6 to 15	0.7	5	26	70°C	2	✓	✓	✓	14.46	13.26	12.24
600-9290	412FH	2	Sleeve	12	6 to 15	0.8	6	28	70°C	2	✓	✓	✓	15.20	13.94	12.87
600-9300	414F	1	Sleeve	24	12 to 30	0.7	5	26	70°C	2	✓	✓	✓	14.46	13.26	12.24
600-9310	412	2	Sleeve	12	6 to 15	0.9	6	26	70°C	2	✓	✓	✓	15.20	13.94	12.87
600-9320	414	2	Sleeve	24	12 to 30	0.9	6	26	70°C	2	✓	✓	✓	15.20	13.94	12.87

*UL Yellow Card E38324, CSA File 27697, VDE File 3072.



3

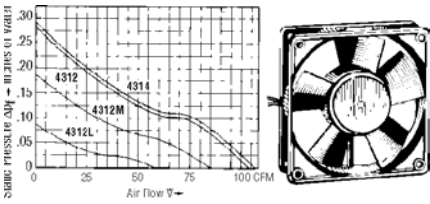


W1G200 Series Brushless DC Fans

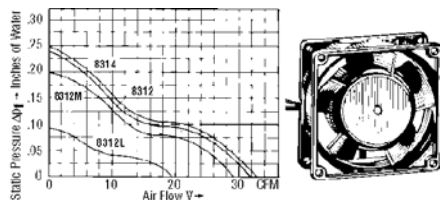
Fans are made of aluminum. They have terminal block connections and can be mounted from either face using four .177" (4.5 mm) holes. They have a metal impeller, air exhaust, and over struts. Approvals: Pending.

Stock No.	Mfr.'s Type	Type of Bearing	DC Volts	DC Voltage Range	Watts	CFM at 0"	dBA	Max. Temp.	Weight (Oz.)	EACH		
										1-9	10-24	25-Up
600-9170	W1G200-HH19-01	Ball	24	18 to 28	51	550	61	60°C	42	269.44		
600-9180	W1G200-HH01-01	Ball	48	36 to 56	51	550	61	60°C	42	293.13		

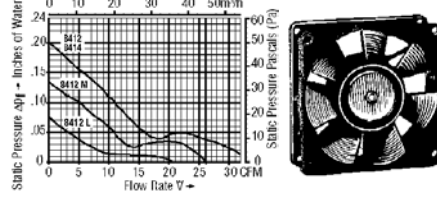
4300 Series Multifans



8300 Series Multifans



8400 Series Fans



Fan of fiberglass reinforced plastic. PBTP housing, PA impeller. Electronically commutated DC motor. Clockwise rotation viewed from rotor, air output over struts. Elec. connection via 2 leads AWG 22, TR 64, 12 in. (310 mm). Mass: 8 oz. (220 g). Ball bearing. Dimensions: 4.68" x 4.68" x 1.26" (119 mm x 119 mm x 32 mm).

Fan of fiberglass reinforced plastic. PBTP housing, PA impeller. Electronically commutated DC motor. Clockwise rotation viewed from rotor, air output over struts. Elec. connection via 2 leads AWG 22, TR 64, 12 in. (310 mm). Mass: 6.1 oz. (170 g). Ball bearing. Dimensions: 3.13" x 3.13" x 1.26" (80 mm x 80 mm x 32 mm).

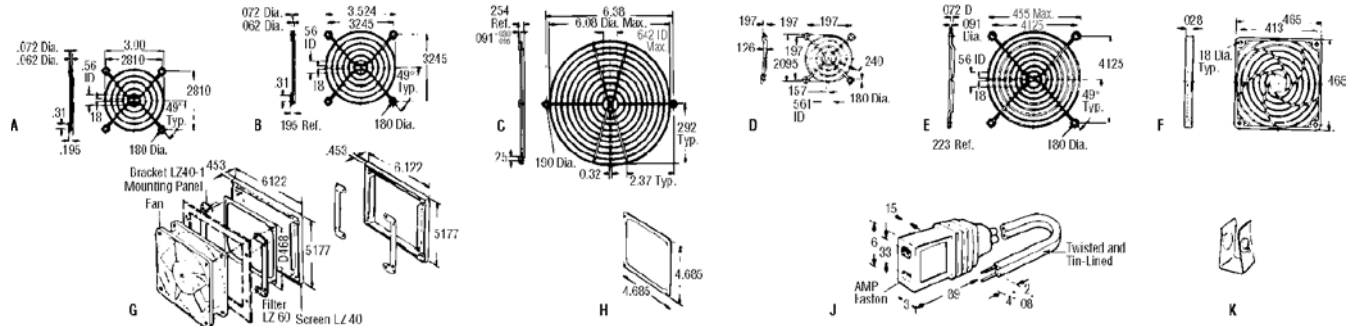
Fan of fiberglass reinforced plastic. PBTP housing, PA impeller. Electronically commutated external rotor DC motor, with electronic protection against blocking and reverse polarity. Air exhaust over struts. Counterclockwise rotation viewed from rotor. Elec. connection via 2 leads AWG 22, TR 64, 310 mm (12.2 in.). Mass: 145 g. Dimensions: 3 1/8" x 3 1/8" x 1" (80 mm x 80 mm x 25 mm).

Stock No.	Mfr.'s Type	Volts DC	dB (Noise)	CFM	EACH		
					1-9	10-24	25-49
600-4312	4312	12	45	100.0	25.96	23.80	21.97
600-4314	4314	24	45	100.0	25.96	23.80	21.97
600-4310	4312L	12	30	55.9	25.96	23.80	21.97
600-4311	4312M	12	40	82.4	25.96	23.80	21.97

Stock No.	Mfr.'s Type	Volts DC	dB (Noise)	CFM	EACH		
					1-9	10-24	25-49
600-8312	8312	12	36	31.8	22.91	21.00	19.38
600-8314	8314	24	36	31.8	22.91	21.00	19.38
600-8310	8312L	12	26	18.8	22.91	21.00	19.38
600-8311	8312M	12	34	28.3	22.91	21.00	19.37

Stock No.	Mfr.'s Type	Volts DC	dB (Noise)	CFM	EACH		
					1-9	10-24	25-49
600-8412	8412L	12	21	20.6	17.13	15.71	14.36
600-8413	8412M	12	29	26.5	18.07	16.57	15.15
600-8410	8412	12	35	32.8	16.41	15.04	13.89
600-8414	8414	24	35	32.8	17.13	15.71	14.36

Accessories



- Fig. A — L222N. Welded, nickel chrome-plated steel wire, .062 in. (1.6 mm) diameter. For series 8000. EACH 2.78
- 600-5508. L222N. EACH 2.78
- Fig. B — L223. Welded, nickel chrome-plated steel wire, .062 in. (1.6 mm) diameter. For series 3000. EACH 2.78
- 600-5500. L223. EACH 2.78
- Fig. C — L224. Welded, nickel chrome-plated steel wire, .072 in. (1.8 mm) diameter. For series 6000. EACH 5.20
- 600-5506. L224. EACH 5.20
- Fig. D — L228. Welded, chrome-plated steel wire, .063 in. (1.6 mm) dia. For 800 MULTIFAN. EACH 2.41
- 600-5507. L228. EACH 2.41
- Fig. E — L230. Welded, nickel chrome-plated steel wire, .072 in. (1.8 mm) diameter. For series 4000. EACH 2.87
- 600-5504. L230. EACH 2.87
- Fig. F — L230P. Fiberglass reinforced plastic (PPO). For series 4000. EACH 2.59
- 600-5512. L230P. EACH 2.59
- Fig. G — LZ40N Screen. Frame of black fiberglass reinforced plastic (PPO), fitted with stainless steel wire mesh. LZ 40-1 included for mounting. For series 4000. EACH 7.98
- 600-5503. LZ40N. EACH 7.98
- Fig. H — LZ50 Filter. Light metal frame with crimped-on aluminum mesh. Mesh size .003 in. (0.7 mm), wire dia. .012 in. (0.3 mm). For series 4000. EACH 3.90
- 600-5502. LZ50. EACH 3.90
- Fig. J — LZ120 Plug and Cord Set. 24 in. (610 mm) long. UL-approved. Connecting cable with molded plug. PVC, black. For series 3000, 4000 and 6000. EACH 2.32
- 600-5505. LZ120. EACH 2.32
- Fig. K — LZ210 Screw Clip. For mounting fans with self-tapping screw 6-32 UNC or 3.5 DIN 7970. Made of hardened and tempered steel, deburred surface lightly oiled. For series 4000 and 7000. (Not for MULTIFAN series 4300). EACH .37
- 600-5509. LZ210. EACH .37