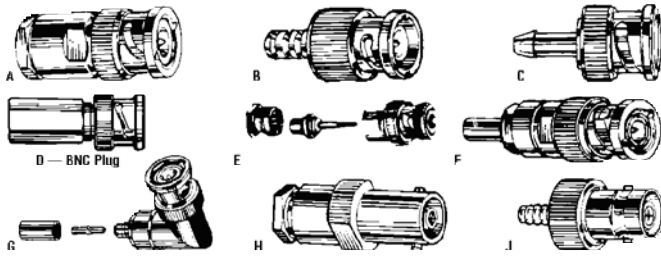


BNC Plugs and Jacks



BNC Straight Plugs

Recognized under the component program of UL, Inc. Male contacts. **Weather-proof only when used in combination with other Amphenol BNC connectors. 50 ohm impedance. TFE insulation, except † rexolite insulation.

Stock No.	Mfr.'s Type	Fig.	MIL Type	Outer-Inner	For RG/U Coaxial Cable	EACH		
						1-24	25-99	100-249
713-9575	6775	A	UG-959	Clamp-solder	8, 9	10.67	8.89	7.55
713-1041	31-202	A	UG-88C	Clamp-solder	55, 58, 141, 142, 223, 400	4.19	3.01	2.53
713-1150	31-3202	A	UG-88E	Clamp-solder	55, 58, 141, 142, 223, 400	4.48	3.63	3.08
713-8658	31-3301	A	M39012/16-0101	Clamp-solder	55, 58, 141, 142, 223, 400	5.53	4.46	3.78
713-1003	31-2	A	UG-88	Clamp-solder	58, 141, 142, 400	4.29	3.40	2.87
713-8660	36875	B	—	Crimp-crimp	55, 142, 223, 400	4.98	4.03	3.42
713-1082	31-326	B	M23329/3-02, 3-04	Crimp-crimp	55, 142, 223	5.60	4.52	3.84
713-1154	31-5800	B	2 ferrules	Crimp-crimp	58, 141, 58 Plenum	1.91	1.59	1.37
713-1100	31-4320	B	M39012/16-0013	Crimp-crimp	58, 141	5.20	4.21	3.57
713-8662	31-320	B	M23329/3-01, 3-03	Crimp-crimp	58, 141	4.82	3.83	3.21
713-9784	36775	B	—	Crimp-crimp	58, 141	4.78	3.87	3.29
713-1110	31-4700	C	—	FCP Pliers	58	5.42	4.38	3.72
713-1137	31-5137	D	—	SURE TWIST™	58, 58B	6.74	5.46	4.63
713-8004	31-4702	C	—	FCP Pliers	59	5.04	4.08	3.47
713-9819	68175-1005	B	—	Crimp-crimp	20 AWG 59	4.80	3.89	3.30
713-1080	31-212-1005	A	—	Clamp-solder	20 AWG 59	4.59	3.72	3.15
713-1059	31-212	A	UG-260B	Clamp-solder	59, 62, 71, 140, 210, 302	3.69	2.99	2.54
713-1106	31-3302	A	M39012/16-0102	Clamp	59, 62, 71, 140, 210, 302	5.52	4.47	3.80
713-1155	31-5900	B	2 ferrules	Crimp-crimp	59, 62, 59 20 AWGCC, 59 and 62 Plenum	1.91	1.59	1.37
713-1085	31-321	B	M23329/3-05	Crimp-crimp	59, 62, 71, 140, 210, 302	4.78	3.87	3.29
713-1102	31-4321	B	M39012/16-0015	Crimp-crimp	59, 62, 140, 210, 302	5.70	4.62	3.92
713-1136	31-5136	D	—	SURE TWIST™	59, 59A	4.26	3.44	2.93
713-8003	31-4541	E	IBM (1836444)	QUICK TRIM®	59, 62	10.38	8.57	7.27
713-9998	31-325	B	—	Crimp-crimp	122, Belden 8218	6.40	5.18	4.40
713-1080	31-242	B	—	Crimp-crimp	179, 187, 316	6.40	5.18	4.40
713-1083	31-315	B	—	Crimp-crimp	174, 188, 316	5.20	4.21	3.57
713-8002	31-371	F	—	Crimp-solder	174, 179, 187, 188, 316	12.73	10.50	8.91
713-9828	69475	A	—	Clamp-solder	174, 179, 188, 316	7.17	5.80	4.92
713-9658	15875	A	—	Clamp-solder	178, 196	6.88	5.57	4.73
713-9620	16300	A	—	Clamp-solder	180	27.94	23.27	19.77
713-9822	68175-1003	B	—	Crimp-crimp	Belden 9259	4.46	3.61	3.06
713-8663	31-320-1006	B	IEEE 802.3 10 base 2	Crimp-crimp	Thimnet Belden 89907	4.45	3.61	3.06

75 Ohm BNC Straight Plugs

These connectors can be used in a variety of applications where true 75 ohm performance is needed to insure lower signal distortion. They may be matched with standard 50 ohm BNC without damage or intermittence.

713-8600	31-70000	B	—	Crimp-crimp	6, 295 Max. O.D.	6.09	4.93	4.19
713-8634	31-71064	B	—	Crimp-crimp	6-Type .295" OD max. Belden 9298, PL-6	4.18	3.37	2.87
713-8608	31-70008	B	—	Crimp-crimp	59	6.47	4.99	4.24
713-8609	31-70008-1000	B	—	Crimp-crimp	ATT734A	6.18	5.00	4.25
713-8607	31-71008	B	—	Crimp-crimp	59, 62, Belden 8241, 8263, 8279, 9209	3.45	2.80	2.37
713-8622	31-71008-2000	B	—	Crimp-crimp	RG-59, Plenum	4.01	3.34	2.87
713-8613	31-70013	B	—	Crimp-crimp	179, 187	7.85	6.34	5.39
713-8628	31-71013	B	—	Crimp-crimp	RG-179, 187	4.17	3.38	2.87
713-9980	31-71033	B	—	Crimp-crimp	Belden 8218	3.44	2.79	2.36
713-9978	31-71032	B	—	Crimp-crimp	Belden 8281, 88281	3.61	2.92	2.48
713-8630	31-71003	A	—	Clamp-solder	59	10.48	8.65	7.34
713-8632	31-71035	B	—	Crimp-crimp	Plenum 59 (20 AWG CC)	5.20	4.21	3.57

BNC Angle Plugs

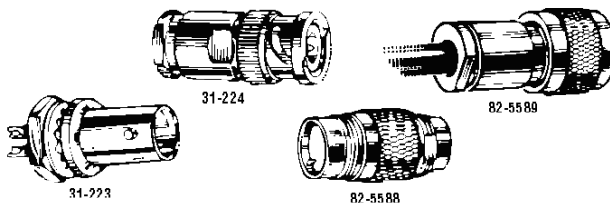
713-1089	31-335	G	—	Crimp-crimp	55, 58, 141, 142, 223, 400	21.06	17.55	15.05
713-1090	31-336	G	—	Crimp-crimp	59, 62, 140, 210	17.24	14.37	12.20

BNC Straight Jacks

Recognized under the component program of UL, Inc. Female contacts. **Each BNC connector is considered to be weatherproof when used only in combination with other Amphenol BNC connectors described in this catalog. 50 ohm impedance. TFE insulation.

713-1007	31-5	H	UG-89	Clamp-solder	58, 141, 142, 223, 400	5.02	4.18	3.59
713-9785	36800	J	—	Crimp-crimp	58, 141	6.53	5.44	4.67
713-1018	31-15	H	UG-261	Clamp-solder	59, 62, 71, 140, 210	8.14	6.72	5.71
713-9815	68150	J	—	Crimp-crimp	59, 62, 140, 210	11.76	9.71	8.24
713-1084	31-317	J	—	Crimp-crimp	174, 188, 316	10.09	8.32	7.07

Twin BNC and Twinaxial Connectors



Straight Plugs

Stock No.	Mfr.'s Type	Mating and Polarization	Construction	Contacts	EACH		
					1-24	25-99	100-249
713-1076	31-224	Polarized, BNC	V-groove clamp	1 male, 1 female	8.71	7.19	6.10
713-1097	31-2226	Polarized, BNC	TFE Insulation V-groove clamp	1 male, 1 female	11.53	9.62	8.16
713-8025	82-5589	Keyed 90°	V-groove clamp	Twin male	10.43	8.61	7.30

Front Mounted Bulkhead Receptacles

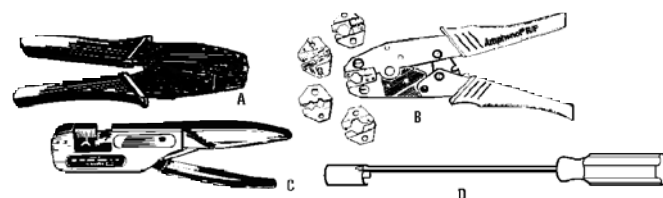
713-1075	31-223	Polarized, BNC	—	1 female, 1 male	16.02	13.34	11.33
713-1096	31-2225	Polarized, BNC	TFE Insulation	1 female, 1 male	14.81	12.34	10.47

Straight Adapter

713-8027	82-5588	Keyed 90°	Noryl insulation	Twin female	20.47	17.06	14.48
----------	---------	-----------	------------------	-------------	-------	-------	-------

713-8031. 82-10588. Bag of contacts for 82-5589 PER BAG/50 47.87

Installation/Removal Tool and Crimp Tools



Economy Trihex Crimp Tools — Fig. A

Stock No.	Mfr.'s Type	Connector Types	Cable Types	EACH
713-9190	CTL-1	3-piece crimp BNC, TNC	RG58, 59, 62, Plenum 58, 59, 62	53.31
713-9192	CTL-2	3-piece crimp BNC, TNC, 2-piece BNC	RG6, 174, 188, 316, 179, 187 and Belden 8281, 58, 59, 62, Plenum 58, 59, 62	54.81
713-9194	CTL-3	3-piece crimp N	58, 8, 213, 214, Ethernet cables	54.81
713-9196	CTL-4	Center contacts, 82-5589-RFX	Belden 8227, 9207, 89207, IBM 7362211	54.81
713-9197	CTL-5	BNC, TNC, Mini UHF, Type N, 3-piece crimp	RG55, 58, 141, 142, 223, 303, 400, 59, 62, 140, 210, Plenum 59, 62; Used on Belden 9907, 9258, 9259	54.81
713-9193	CTL-6	50 and 75 ohm BNC and TNC 3-piece crimp	174, 59, 62, Plenum 59, 62	76.48
713-9195	CTL-8	50 and 75 ohm BNC and TNC 3-piece crimp	59, 62, Plenum 59, 62, 6	160.26
713-9198	CTL-9	SMA	174, 180, 188, 316	149.77
713-9191	CTL-11	Type N, 3 piece crimp	Belden 9913, 9914, TWB 4001, LMR-400	196.56
713-9199	CTL-13	Micromate, SMB, SMA	174, 178, 188, 196, 316, RD-316	137.13

Econohex™ Crimp Tools and Dies — Feature Exchangeable/Replaceable Dies — Fig. B

Stock No.	Mfr.'s Type	Description	For RG/U Cables	EACH
713-6100	227-987	Handle without dies	—	98.00
713-6105	227-1420	Die set only	8, 9, 11, 87A, 149, 165, 213, 214, 216, 225, 393	64.10
713-6106	227-1419	Die set only	55, 58, 59, 62, 140, 141, 142, 142B, 210, 223, 302, 303, 400	64.10
713-6107	227-1418	Die set only	122, 161, 174, 179, 180, 187, 188, 195, 316	64.10

Twin-Hex Tool System — Fig. C

Stock No.	Mfr.'s Type	MIL Type	For Connector Series	For RG/U Cables	EACH
713-6200	227-944	M22520/5-01	Frame (die not included)	—	276.71
713-6209	227-1221-09	M22520/5-09	BNC, TNC, SMA	174, 179B, 186A, 187A, 316	133.24
713-6208	227-1221-03	M22520/5-03	SMA, SMB	174, 179B, 186A, 187A, 316	133.24
713-6210	227-1221-11	M22520/5-11	BNC, TNC, MHV, UHF, SMA	55, 58, 141, 142, 223, 303, 400	133.24
713-6220	227-1221-13	M22520/5-13	BNC, TNC, UHF, SMA	59, 62, 140, 210	131.78
713-6225	227-1221-25	—	N, SC	8, 9, 11, 87A, 149, 165, 213, 214, 216, 225, 393	133.24
713-6230	227-980-1	—	75-Ohm BNC	59	213.79

Installation/Removal Tool — Fig. D

Precision machined from high strength steel and heat treated for long life. Use to insert and remove BNC connectors from high density video patchbays and in high density digital cross connect systems.

713-6150. 227-T1000. 12" BNC Installation/Removal Tool EACH 33.64