Transistor Sockets

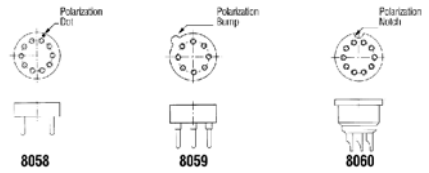

► **Polarization: Dot, Notch, Bump**
► **Contact Plating: 30 µ" Gold per Mil-G-45204**

The Augat Transistor sockets utilize hi-rel machined outer sleeves and gold plated inner contacts assembled into a low profile insulator. The funnel entry design eliminates distortion or damage to the contact with misalignment or oversized leads. The sockets accept .016" to .020" dia. pins. All have a 3 A current rating. This Series features a large tapered entry for easy lead insertion and a closed bottom sleeve providing 100% prevention of solder or flux wicking.

Stock No.	Mfr.'s Type	No. of Pins	Insulator	Terminal Style	EACH		
					1-24	25-49	50-99
905-3146	3-1437508-6	8	Teflon	PC	**7.44**	**6.64**	**6.16**
905-3148	4-1437508-1	3	Teflon	PC	**1.90**	**1.69**	**1.57**
905-3150	4-1437508-6	8	Nylon (Red)	PC	**4.22**	**3.77**	**3.50**
905-3152	4-1437508-7	8	Nylon (Green)	PC	**3.85**	**3.44**	**3.19**
905-3154	4-1437508-8	8	Nylon (Green)	PC	**4.22**	**3.77**	**3.50**
905-3156	1-1437504-9	3	Nylon (Orange)	Pocket	**6.65**	**5.93**	**5.51**
905-3158	1437504-4	3	Teflon	PC	**4.27**	**3.81**	**3.54**
905-3160	2-1347504-1	4	Teflon	Pocket	**7.98**	**7.12**	**6.62**

Holtite® Series Zero Profile Solderless Sockets

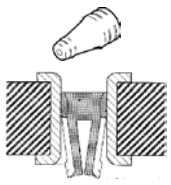

► **Available Qualified to MIL-S-83505/6**
► **Zero Socket Profile**
► **Precision-Machined, Tapered-Entry, Four Finger Contact**
► **Solderless, Gas-Tight, Press-Fit Insertion**
► **Contact: Beryllium Copper per QQ-C-530**
► **Finish: Gold Plated .000030" Per MIL-G-45204 Over Nickel Per QQ-N-290 or Tin/Lead Per MIL-P-81728**

The solderless zero profile Holtite® contact is designed to be pressfit into the the plated-thru hole of a printed wiring board. This unique design allows the plated-thru hole to become the component socket. The precision-machined geometry allows for the controlled displacement of plated material without damaging the hole, or affecting the normal mechanical and electrical contact performance.

Stock No.	Mfr.'s Type	Finish	EACH		
			1-99	100-499	500-999
905-3162	6-1437514-6	Gold-Plated	**.11**	**.09**	**.08**
905-6500	6-1437514-7	Tin/Lead-Plated	**.07**	**.05**	**.05**
905-6502	6-1437514-8	Gold-Plated	**.13**	**.11**	**.09**

Model 779-2100 Hand Crimp Tool Frame and Dies

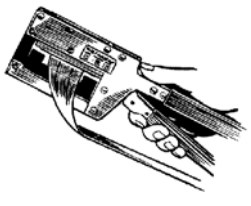

Features and Benefits
► **Allows Mass Termination of Up to 64-Conductor Flat Cable with Ansley® IDC Connector, for Wide Application Flexibility**
► **Hand Tool Terminates in Seconds without Wire Stripping or Soldering, for Low Installed Cost**
► **Shure Stake™ Mechanism Eliminates Operator Guesswork, Assures a Reliable Crimp Cycle Every Time**

Type 1437000-6. Tool frame accommodates snap-in interchangeable dies to install the entire range of Ansley IDC Connectors
515-2421. 1437000-6..... **EACH 294.07**

Dies for Hand Tool

Stock No.	Mfr.'s Type	For Use With	EACH
515-2416	1437000-8	609-Series female socket transition connectors	**56.02**
515-2417	1437000-9	622-Series female socket transition connectors	**72.82**
515-2418	3-1437000-7	622-Series slimline PCB connectors	**102.19**
515-2420	1-1437000-4	All profile DIP plugs	**56.02**
515-2422	2-1437000-1	All card edge connectors	**67.73**
515-2424	2-1437000-2	All plastic shell D-Subs except 50 position	**89.07**
515-2426	3-1437000-9	All metal shell D-Subs except 50 position	**87.23**
515-2428	2-1437000-5	Metal and plastic 50 position D-Subs	**56.02**
515-2430	2-1437000-7	609-XX06 and 609-XX 'male' connectors	**89.26**
515-2432	3-1437000-2	Plastic or metal ribbon connectors	**75.78**

600 Series — AG and CG Plug Adapter Assemblies

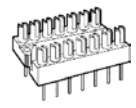

► **AG Style Machined Round Pin Machined Printed Circuit Terminal**
► **CG Style Machined Slotted Pin Machined Printed Circuit Terminal**
► **Precision Machined Pins**
► **Used for Interposing Discrete Components**
► **Terminals Are the Same Dimension as IC Board Patterns**
► **Option of Round or Slotted Pin Styles**

The 600 Series is a high quality machine pin molded adapter which is used to assemble hybrid and special network circuits. The .018" diameter precision pin allows the adapter to be plugged into socket or wire wrappable panels repeatedly.

Tin Plated

Stock No.	Mfr.'s Type	No. of Pins	Pin Style	EACH		
				1-24	25-49	50-99
905-3092	1437515-9	8	Round	**2.63**	**2.34**	**2.14**
905-3094	1-1437515-3	8	Slotted	**1.99**	**1.77**	**1.62**
905-3096	1-1437515-8	14	Round	**4.60**	**4.10**	**3.74**
905-3098	2-1437515-2	14	Slotted	**3.51**	**3.12**	**2.86**
905-3100	2-1437515-9	16	Round	**5.65**	**5.04**	**4.60**
905-3102	3-1437515-3	16	Slotted	**4.31**	**3.84**	**3.51**
905-3104	4-1437515-6	20	Round	**5.94**	**5.29**	**4.84**
905-3106	4-1437515-9	20	Slotted	**4.53**	**4.03**	**3.69**
905-3108	5-1437515-6	24	Round	**7.89**	**7.03**	**6.43**
905-3110	5-1437515-8	24	Slotted	**6.01**	**5.35**	**4.90**

Gold Plated

905-3112	1437515-6	8	Round	**3.19**	**2.84**	**2.59**
905-3114	1-1437515-2	8	Slotted	**3.38**	**3.01**	**2.75**
905-3116	1-1437515-7	14	Round	**5.94**	**5.29**	**4.84**
905-3118	2-1437515-0	14	Slotted	**6.10**	**5.43**	**4.97**
905-3120	2-1437515-8	16	Round	**6.78**	**6.04**	**5.52**
905-3122	3-1437515-1	16	Slotted	**6.46**	**5.75**	**5.26**
905-3124	4-1437515-5	20	Round	**8.55**	**7.62**	**6.97**
905-3126	4-1437515-8	20	Slotted	**8.48**	**7.55**	**6.91**
905-3128	5-1437515-5	24	Round	**16.45**	**14.65**	**13.39**
905-3130	5-1437515-7	24	Slotted	**9.56**	**8.51**	**7.78**



8136-475 Series — Programming Jumper Plug Assemblies

► **Low Profile; Only .100" High, X and Y Stackability**
► **Jumper Pin Assembly Spans 7.62/.300" Centers to Connect Opposing Contacts in I.C. Patterns, or 2.54/.100" Centers to Connect Adjacent Pins**

8136-475 Series of programmed jumper plugs offer the unique combination of low cost and flexible signal path selection. Standard configurations are supplied programmed across rows.

Stock No.	Mfr.'s Type	No. of Pins	Plating	EACH	
				1-99	100-499
905-3132	1437507-7	1-Unit	Gold	**.84**	**.69**
905-3134	1-1437507-7	7-Unit	Gold	**3.22**	**2.61**
905-3136	1-1437507-9	8-Unit	Gold	**2.71**	**2.20**
905-3138	2-1437507-1	9-Unit	Gold	**3.79**	**3.08**
905-3142	2-1437507-3	Jumper Pin (.300")	Gold	**.25**	**.20**

Tooling for 311 System and .025" Pitch Cable

Stock No.	Mfr.'s Type	Description	EACH
515-2421	1437000-6	Tool frame less die	**294.07**
515-2400	4-1437000-4	Die for 311 female sockets	**72.44**
515-2402	4-1437000-8	Die for 311 IDC D-subs	**129.65**
515-2419	2-1437001-2	Flat cable cutter	**68.18**

Slimline PCB Solder Transition Connectors



► **PCB Solder Transition Connectors Provide Fast, Permanent Termination of Flat Cable to Printed Circuit Boards**
► **Available in Solder Tail Lengths for 1.57 mm (0.62") or 3.18 mm (0.125") Board Thickness**
► **Narrow Design Maximizes Packaging Density — Designed to Fit into a Standard 2.54 mm × 2.54 mm (0.100" × 0.100") Male Header Grid Pattern**
► **Contact Material: Beryllium Copper, 100 µ Inches Tin Over 50 µ Inches Nickel in Contact Zone; Tin-Lead Over Nickel in Termination Area**

For .062" (1.57 mm) PC Boards

Stock No.	Mfr.'s Type	No. of Positions	EACH		
			1-24	25-99	100-499
515-2404	1-1437007-2	10	**.92**	**.81**	**.75**
515-2406	3-1437007-7	20	**.91**	**.81**	**.75**
515-2408	5-1437007-1	26	**2.21**	**1.96**	**1.80**
515-2410	6-1437007-5	34	**2.79**	**2.48**	**2.27**
515-2412	7-1437007-7	40	**4.38**	**3.89**	**3.56**
515-2414	8-1437007-9	50	**5.23**	**4.65**	**4.25**