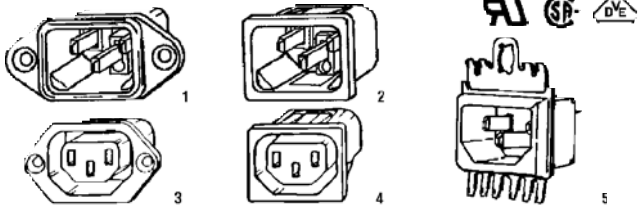


Outlets

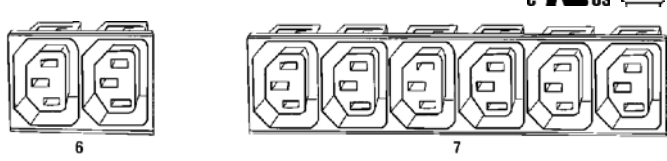
AC Power Line Connectors/Outlets 70°C and 120°C, 10/15 A, 250 V



Stock No.	Mr.'s Type	Fig.	Mounting	Temp.	Terminals (mm)	EACH	
						1-24	25-Up
509-1000	6100.3100	1	Flange†	70°	3.5 × 0.8	1.33	.98
509-1005	6100.3200	1	Flange†	70°	4.8 × 0.8	1.33	.98
509-1010	6100.3300	1	Flange†	70°	6.3 × 0.8	1.33	.98
509-2004	4721.0000	1	Shuttered solder/quick connect	70°	6.3 × 0.8	2.24	2.07
509-2002	4721.0300	1	Shuttered solder terminals	70°	2.8 × 0.8	2.24	2.07
509-1014	6100.4112	2	Snap-in 1.2 mm	70°	3.5 × 0.8	1.33	.98
509-1015	6100.4115	2	Snap-in 1.5 mm†	70°	3.5 × 0.8	1.33	.98
509-1025	6100.4315	2	Snap-in 1.5 mm†	70°	6.3 × 0.8	1.33	.98
509-6001	6600.3100	3	Flange†	70°	2.8 × 0.8	1.64	1.35
509-6002	6600.3300	3	Flange†	70°	6.3 × 0.8	1.64	1.35
509-6003	6600.4115	3	Snap-in 1.5mm†	70°	2.8 × 0.8	1.64	1.35
509-6004	6600.4315	3	Snap-in 1.5mm†	70°	4.8 × 0.8	1.88	1.43
509-1040	6110.3100	4	Flange†	120°	3.5 × 0.8	1.75	1.50
509-1050	6110.3300	4	Flange†	120°	6.3 × 0.8	1.75	1.50
509-1055	6110.4115	4	Snap-in 1.5mm†	120°	3.5 × 0.8	1.75	1.50
509-1065	6110.4315	4	Snap-in 1.5mm†	120°	6.3 × 0.8	1.75	1.50
509-1080	GRF2.0315.11	5	Snap-in 1.5mm	70°	4.8 × 0.8	2.41	1.92
509-1085	GRF2.0215.11	5	Snap-in 1.5mm	70°	4.8 × 0.8	2.41	1.92

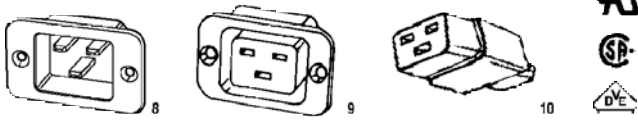
†Solder. ‡Quick connect.

"Ganged" Outlets — 2, 4 and 6 Position, 15 A/250 V



Stock No.	Mr.'s Type	Fig.	Description	EACH	
				1-24	25-Up
509-5048	0909.0001	6	Snap-in outlet strip, 2 position	1.90	1.44
509-5049	4752.4200	—	Snap-in outlet strip, 4 position — insulated	5.12	4.71
509-5050	0909.0021	—	Snap-in outlet strip, 4 position — uninsulated	3.33	2.59
509-5052	0909.0041	7	Snap-in outlet strip, 6 position	4.75	3.70

AC Inlets/Outlets — High Current with or without Filter, 20 A/125 V, 16 A/250 V



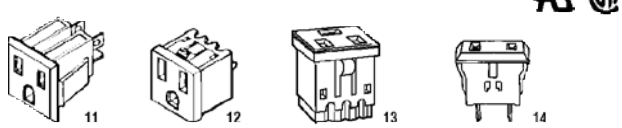
High current AC inlets/outlets for "cold" connections 70°C, Protection Class I. Rated 20A/125 V UL/CSA; 16 A/250 V VDE. Screw-mount from front. Standard cable length for mating cordset is 8 feet.

Stock No.	Mr.'s Type	Fig.	Mounting	Terminals (mm)	EACH	
					1-24	25-Up
509-5078	6153.3100	8	Solder/quick connect terminals	4.8 × 0.8	4.16	3.30
509-8604	6153.3300	8	Quick connect terminals	6.3 × 0.8	4.16	3.31
509-5082	6653.3100	9	Solder terminals	4.0 × 0.8	4.51	3.59
509-5084	6653.3300	9	Quick connect terminals	6.3 × 0.8	4.51	3.59
509-5070	C20F.0001*	10	Solder/quick connect terminals	23 × 0.8	22.17	18.14
509-5072	C20F.0002†	10	Solder/quick connect terminals	6.3 × 0.8	22.17	18.14

*Standard RFI filter. †Medical RFI filter.

509-5074, 0888.0220, Fig. 11, Cordset, C19 plug mates to C20 inlet, NEMA 5-15P end. 1-24 EACH 24.29
25-Up EACH 19.43

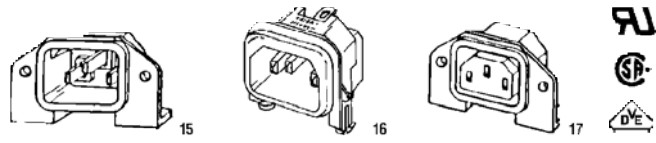
AC NEMA 5-15R Connectors, 15 A, 125 V



Stock No.	Mr.'s Type	Fig.	Mounting	Terminals (mm)	EACH	
					1-24	25-Up
509-3000	4300.0701	11	Snap-In 0.8-1.6 mm	4.8 × 0.8	.84	.58
509-3001	4300.0702	12	Snap-In 0.8-1.6 mm	V Slotted	1.01	.74
509-3002	4300.0703	13	Snap-In 0.8-3.0 mm	Solid Wire*	1.07	.82
509-3003	4300.0705	14	Snap-In 0.8-1.5 mm	4.8 × 0.8	.86	.74

*Accepts AWG #12-14.

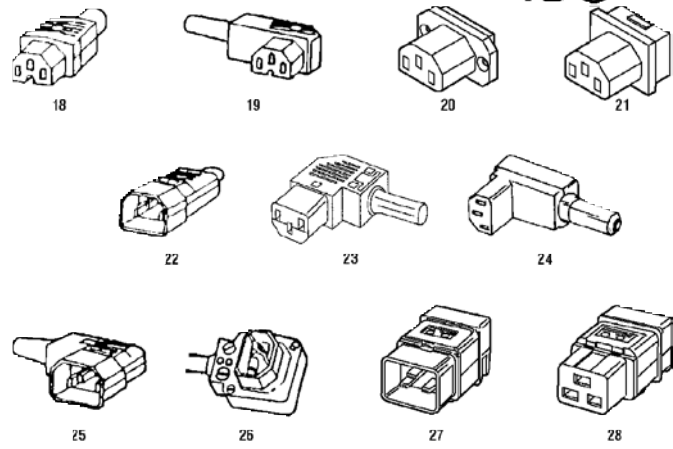
AC Power Line Connectors/Right Angle PC Board Mounting 70°C, 10/15 A, 250 V



Stock No.	Mr.'s Type	Fig.	Mounting	Pin Spacing	EACH	
					1-24	25-Up
509-5086	GSP1.8101.1	14	Flange	9.05/9.7	1.39	1.06
509-5088	GSP1.9113.1	14*	Flange	7/7.3	1.83	1.39
509-5090	GSP2.8101.13	15*	PCB/screw posts (screws included)	9.05/9.7	1.94	1.47
509-5092	GSP2.9113.13	15	PCB/screw posts (screws included)	7/7.3	2.41	1.84
509-5094	GSP2.8201.13	15	PCB/snap posts, 1.6 mm	9.05/9.7	1.64	1.25
509-5096	GSP2.9213.13	15	PCB/snap posts, 1.6 mm	7/7.3	2.10	1.60
509-1271	4300.0251	17	Flange	9.05/9.7	2.27	2.00

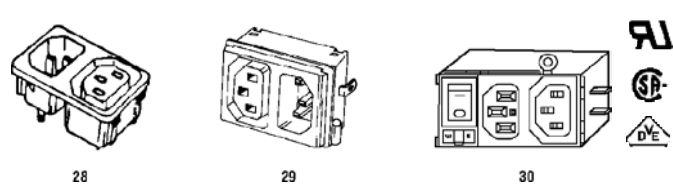
*Available with optional insulation cover.

AC Plug Connector Mates, 10/15 A, 250 V



Stock No.	Mr.'s Type	Fig.	Description	Maximum Cable Size	EACH	
					1-24	25-Up
509-2007	4791.0000	18	Straight entry	18 AWG	3.43	2.83
509-2008	4781.0100	18	Straight entry	14 AWG	3.43	2.83
509-2009	4784.0000	19	Angled entry	18 AWG	3.81	3.14
509-2010	4784.0100	19	Angled entry	14 AWG	3.81	3.14
509-2021	4787.1000	20	Straight entry	6.3 mm c	1.19	.98
509-2022	4787.2000	20	Straight entry	6.3 mm c	1.19	.98
509-2023	4788.4000	21	Straight entry	14 AWG	1.99	1.64
509-2024	4788.4100	21	Straight entry	14 AWG	1.99	1.64
509-2015	4782.0000	22	Straight entry	18 AWG	3.81	3.14
509-2016	4782.0100	22	Straight entry	14 AWG	5.40	3.93
509-2017	4785.0000	23	Angled entry	18 AWG	4.55	3.95
509-2020	4785.0100	23	Angled entry	14 AWG	4.58	3.77
509-1235	4300.0609	24	Angled entry	18 AWG	5.77	5.09
509-1236	4732.0000	22	Straight entry	18 AWG	5.77	5.09
509-2014	4735.0000	22	Straight entry	14 AWG	5.95	4.90
509-2018	4733.0000	25	Angled entry	18 AWG	5.95	4.90
509-2012	4736.0000	26	Angled entry	18 AWG	7.33	6.84
509-1200	4300.0401	26	Angled entry	18 AWG	7.74	6.42
509-5056	4300.0922	27	Rewireable plug mate	16-12 AWG	7.31	5.68
509-5054	4300.0921	28	Rewireable plug mate	16-12 AWG	7.24	5.63

Combination Inlets/Outlets 70°C, 10 A/250 V



Series 4300 for panel mounting, KP01 for PCB mounting, available with snap on line filter KPF.

Stock No.	Mr.'s Type	Fig.	Mounting	Terminals (mm)	EACH	
					1-24	25-Up
509-1070	4300.0301	28	Snap-in 0.8-2.0 mm†	4.8 × 0.8	4.00	3.49
509-4124	4300.0303	28	Prewired, snap-in 0.8-2.0 mm†	4.8 × 0.8	4.31	3.77
509-4086	KP01.1012.01	29	PCB/1.6 mm, 1.5 mm panel‡	4.8 × 0.8	4.46	3.90
509-4088	KP01.1052.01	29	PCB/screws, 1.5 mm panel‡	4.8 × 0.8	4.65	4.07
509-4089	4307.3214	30	Panel mounting, 1.5 mm (1-pole switch)	4.8 × 0.8	11.85	10.85
509-4090	4307.4214	30	Panel mounting, 1.5 mm (2-pole switch)	4.8 × 0.8	13.13	12.13

†Solder. ‡Quick connect.