






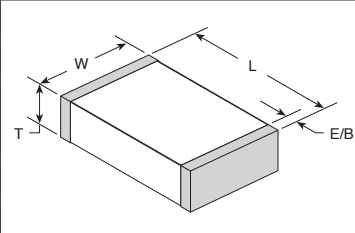


SURFACE MOUNT MLCCs 10 - 200 VDC

CASE SIZE			Voltage	AVAILABLE CAPACITANCE CODE																									
JDI	Inches	mm		0R5	XRX	100	120	150	180	220	270	330	390	470	560	680	820	101	121	151	181	221	271	331	391	471	561	681	821
R05 	0201	(0603) L .024 ±.001 (0.60 ±.03) W .012 ±.001 (0.30 ±.03) T .012 ±.001 (0.30 ±.03) EB .006 ±.002 (0.15±.05)	25V	█																									
			16V												█														
			10V																			█							
R07 	0402	(1005) L .040 ±.004 (1.02 ±.10) W .020 ±.004 (0.51 ±.10) T .025 Max. (0.64) EB .008 ±.004 (0.20±.10)	50V	█											█														
			25V	█											█														
			16V																										
			10V																										
R14 	0603	(1608) L .063 ±.008 (1.60 ±.20) W .032 ±.008 (0.81 ±.20) T .035 Max. (0.89) EB .010±.005 (.25±.13)	200V	█																									
			100V	█																									
			50V	█																									
			25V	█																									
			16V	█																									
R15 	0805	(2012) L .080 ±.010 (2.03 ±.25) W .050 ±.010 (1.27 ±.25) T .050 Max. (1.27) EB .020±.010 (0.51±.25)	200V	█																									
			100V	█																									
			50V	█																									
			25V	█																									
			16V	█																									
R18 	1206	(3216) L .125 ±.010 (3.17 ±.25) W .062 ±.010 (1.57 ±.25) T .050 Max. (1.27) EB .020 ±.010 (0.51 ±.25)	200V	█																									
			100V	█																									
			50V	█																									
			25V	█																									
			16V	█																									
S41 	1210	(3224) L .125 ±.010 (3.18 ±.25) W .095 ±.010 (2.41 ±.25) T .065 Max. (1.65) EB .020 ±.010 (0.51 ±.25)	200V	█																									
			100V	█																									
			50V	█																									
			25V	█																									
			16V	█																									
S43 	1812	(4532) L .175 ±.010 (4.45 ±.25) W .125 ±.010 (3.17 ±.25) T .085 Max. (2.16) EB .025 ±.015 (0.64 ±.38)	200V	█																									
			100V	█																									
			50V	█																									
			25V	█																									
			16V	█																									



SURFACE MOUNT MLCCs 10 - 200 VDC

AVAILABLE CAPACITANCE CODE																							Voltage	CASE SIZE														
122	152	182	222	272	332	392	472	562	822	103	123	153	183	223	273	333	473	563	683	823	104	224			334	474	105	225	335	475	106	476	107					
																								NPO													25V	0201 R05
																							X7R														16V	
																							X5R														10V	
																																					50V	0402 R07
																																					25V	
																																					16V	
																																					10V	
																																					200V	0603 R14
																																				100V		
																																				50V		
																																				25V		
																																				16V		
																																					200V	0805 R15
																																				100V		
																																				50V		
																																				25V		
																																					16V	
																																					200V	1206 R18
																																				100V		
																																				50V		
																																				25V		
																																					16V	
																																					200V	1210 S41
																																				100V		
																																				50V		
																																				25V		
																																					16V	
																																					200V	1812 S43
																																				100V		
																																				50V		
																																				25V		
																																					16V	